



Feedback Committee

Report of

Feedback Analysis on Curriculum **(Student, Teacher, Employer and Alumni)**

Academic Year: 2022-23

Submitted to

Internal Quality Assurance Cell

Feedback Analysis Report

Introduction and Objectives:

Indapur Taluka Shikshan Prasarak Mandal's, Arts, Science and Commerce College, Indapur was established in the year 1972. The college aims at the overall development of the students in the nearby rural area in order to become entrepreneurs and professionals in the respective disciplines. Every year a survey was conducted to assess the satisfaction of all the stakeholders (Students, Teachers, Employers and Alumni) regarding curriculum of the college. The college is permanently affiliated to Savitribai Phule Pune University, Pune and follow curriculum prescribed by university. Receiving positive or negative feedback from these stakeholders is important which are crucial in helping monitor and evaluate the provision. Listening to what stakeholder say is a contributing factor to running the college or institution successfully.

Methodology

Feedbacks are made available on college website every year and we ask the stakeholders to fill them. All the data was collected at the end of every academic year. The link of feedback form was made available to all stakeholders on their corresponding Class WhatsApp group and college website. Filling of feedback form is voluntary.

For the academic year 2022-23, there were 2505 students admitted in the college out of which about 295 students, 25 alumni, 30 teachers and 10 employers were responded to the survey. The analyses presented in this report are based on the responses received from these stakeholders to the survey.

Design of Feedback

The responses from the students were collected on the five-point scale

- 4 – Above 90%
- 3 – 70 – 89%
- 2 – 50 – 69%
- 1 – 30 – 49%
- 0 – Below 29%

And the responses from the teachers, alumni and employers were collected on the three-point scale.

- 1. Yes
- 2. No
- 3. Can't decide



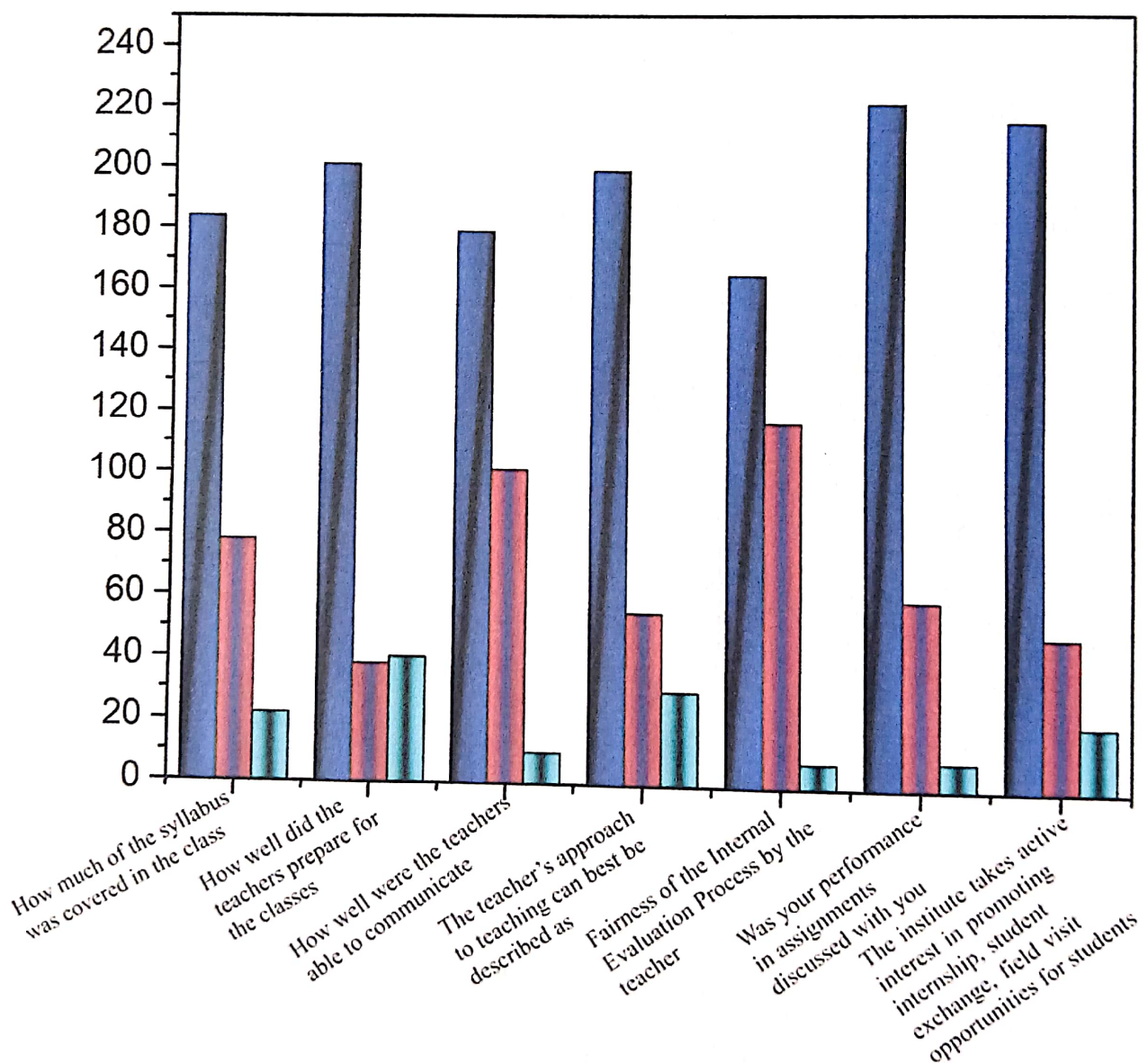
Overall Evaluation

Feedback was collected and analyzed by Feedback Committee of the college. Opinion of all the stakeholders is obtained about each parameter in percentage.

- **Student Feedback**

The respondent sample is broadly representative of the student population with respect to gender, program level and course. We have received 295 feedbacks of the students on syllabus of various program designed by Savitribai Phule Pune University. There are 150 females and 145 male candidates have responded to the survey sample.

Following chart and table shows the summary of the responses given by students for each parameter.

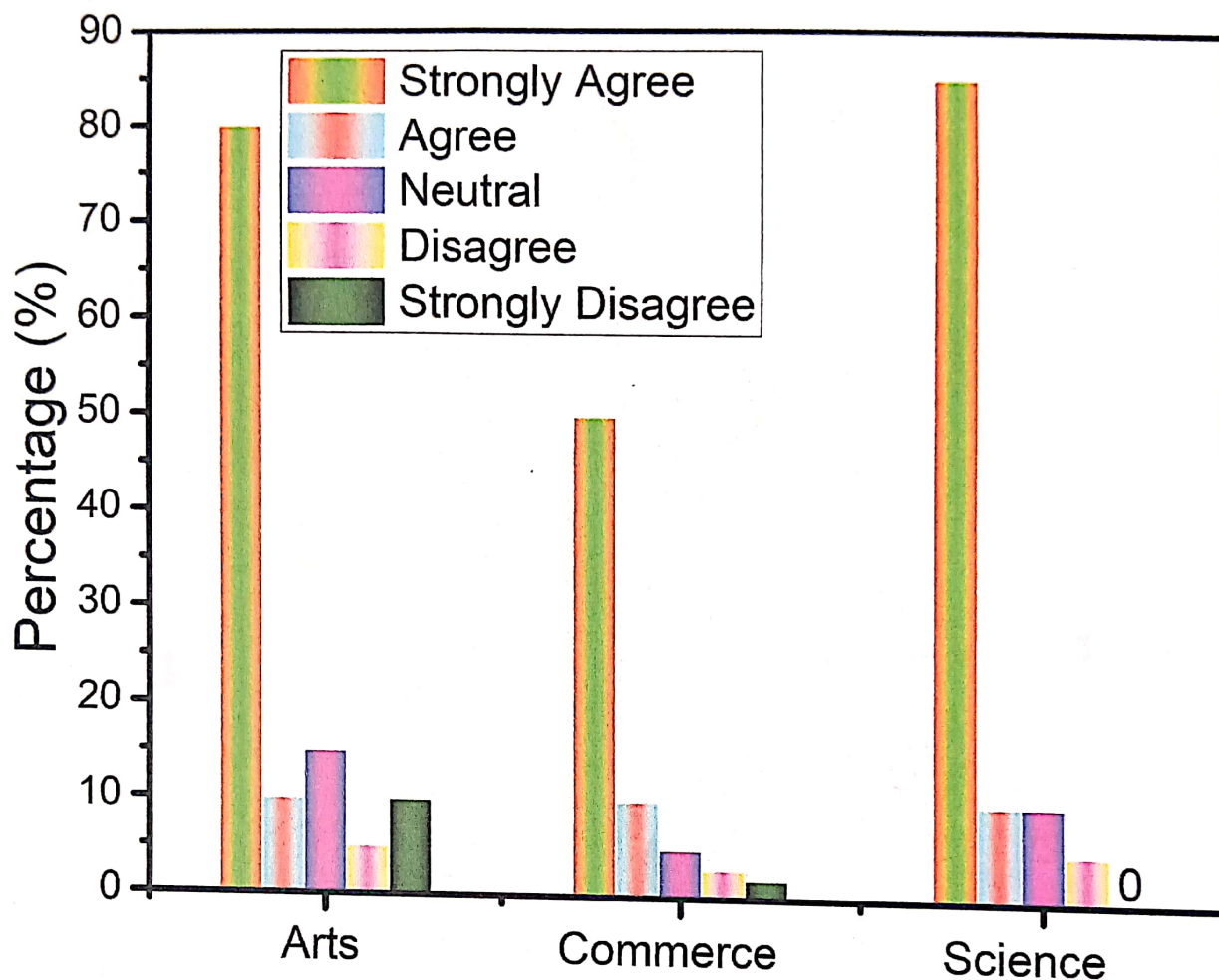


	Strongly Agree	Agree	Neutral	Disagree	Strongly Disagree
How much of the syllabus was covered in the class	184	78	22	10	1
How well did the teachers prepare for the classes	201	38	40	11	5
How well were the teachers able to communicate	179	101	10	3	2
The teacher's approach to teaching can best be described as	199	55	30	8	3
Fairness of the Internal Evaluation Process by the teacher	165	117	8	5	0
Was your performance in assignments discussed with you	221	60	9	2	3
The institute takes active interest in promoting internship, student exchange, field visit opportunities for students	215	49	21	8	2
Average					

About 62.3 % students strongly agree and 26.4 % agree with the entire syllabus covered in the class while 10 % deny or strongly disagree with the opinion. 68.13 % of the students are strongly agree and 12.8 % agree with the preparation of the teachers in the class where as 13.5 % student remains neutral while 5.4 % students are disagree. In case of teacher's communication with the students, 60.6 % of the students strongly agree where as 34.2 % are agree with the parameter. About 3.3 % of the students remain neutral while 1.7 % disagrees or strongly disagree with the opinion. About 67.4 % student strongly appreciate the teaching skills of the teachers where as 11.6 % agrees with parameter. 10.1 % of the students not able to decide therefore they remain neutral while 3.7 % are disagree or strongly disagree. Teachers fairly evaluate the students in internal examination indicated by the 55.9 % of the students with which 39.6 % students agrees. On the other hand about 2.7 % of the students are remaining neutral and about 1.7 % disagree with the opinion.


Performance of the students in assignments is fairly evaluated by the teachers is appreciated by the 74.9 % of the stakeholders where as 20.3 % of the students agrees. On the other hand about 3.0 % of the students are either remaining neutral or disagree with the parameter. Our institute actively take part in promoting internship, student field visit and student exchange program says

72.8 % of the students and 16.6 % are agree with it. About 7.1 % are remain neutral while 3.3 % of the students are disagree or strongly disagrees with the opinion.




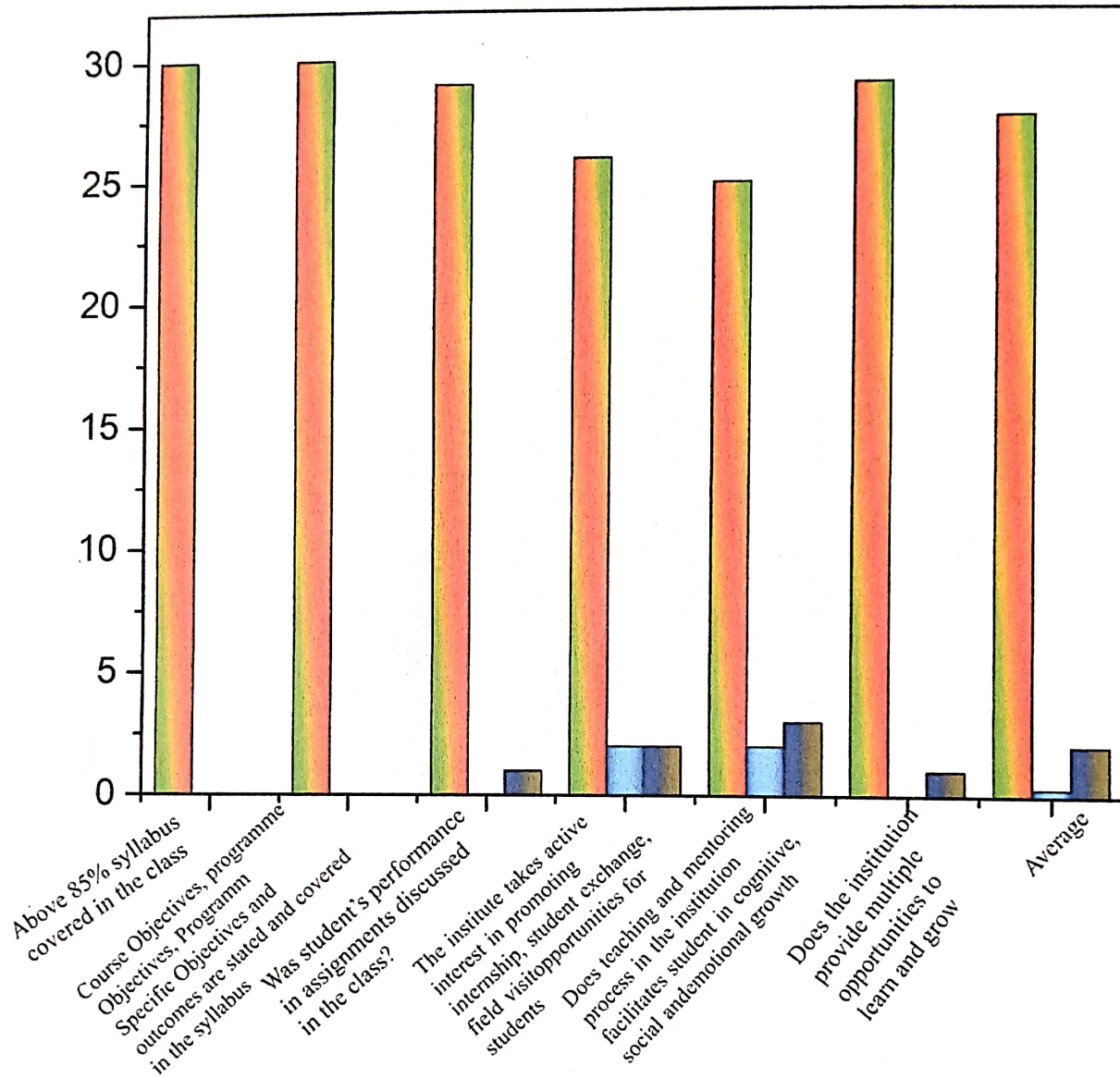
Overall feedback for each evaluation point is more than the average value (4.2).

Most of the students (30 % arts, 40 % commerce and 30 % science) strongly agree with the current curriculum of the graduation. There are no students who oppose current syllabus. There are also some students (2% arts and 2% Science) who choose to remain neutral.



Teacher's Feedback

We have received feedback from 30 teachers on the syllabus of various programmes designed by Savitribai Phule Pune University. There are 10 males and 20 female respondents in the survey sample. Following table shows the summary of the responses given by teacher for each parameter.

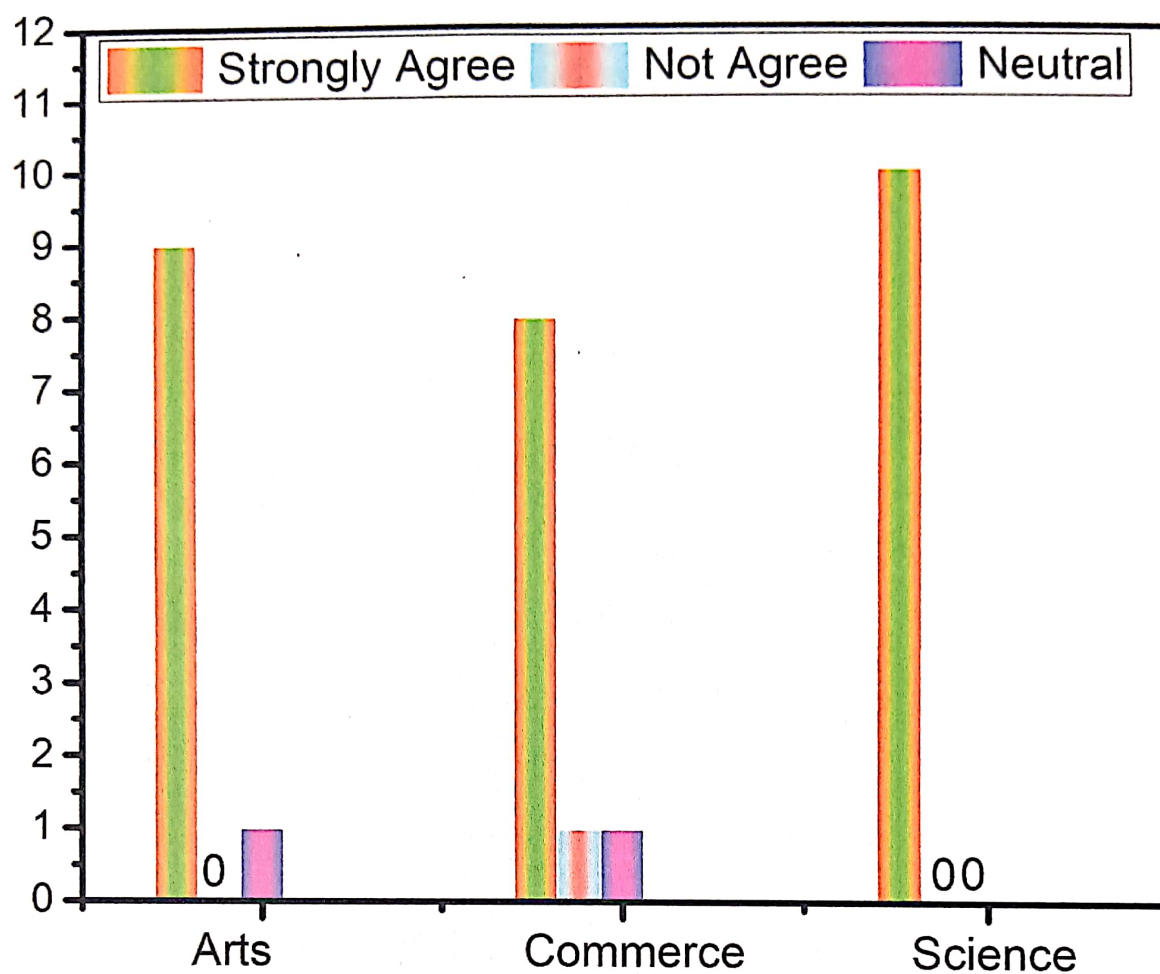


Sr. No	Particulars	Yes	No	Can't Decide
1	Above 85% syllabus covered in the class	30	0	0
2	Course Objectives, programme Objectives, Programme Specific Objectives and outcomes are stated and covered in the syllabus	30	0	0
3	Was student's performance in assignments discussed in the class?	29	0	1
4	The institute takes active interest in promoting internship, student exchange, field visit opportunities for students	26	2	2
5	Does teaching and mentoring process in the institution facilitates student in cognitive, social and emotional growth	25	2	3
6	Does the institution provide multiple opportunities to learn and grow	29	0	1
	Average	27.6	0.3	2

All the teachers are covered almost 100% syllabus in the academic year. About 100 % teachers agree with the course objectives, program objectives, program specific objectives and outcomes are stated and covered in the syllabus and zero teachers cannot decide. There are about 96.5 % teachers are convinced with the performance of the students discussed in the class while 3.5 % are not able to decide. About 86.6 % teachers are agree with the active interest of the college in promoting internship, student exchange, field visit opportunities for students and 6.6 % of the teachers oppose it however 6.6 % are agreeing with the opinion. cannot decide. 83.3 % teachers agree with the teaching and mentoring process in the institution facilitates student in cognitive, social and emotional growth and 6.6 are disagree with it however 10 % of it not able to decide the parameter. Almost 96.6 % teachers are accepted that the college provides multiple opportunities to learn and grow where as 3.3 % teachers are not able to decide for the same.



Most of the time overall feedback for evaluation point is more than the average value (4.2)



Most of the teachers agree with the current curriculum of the graduation and post-graduation level. There is only 2% of commerce and 2% from arts faculty members who cannot decide about the current syllabus.



Alumni Feedback


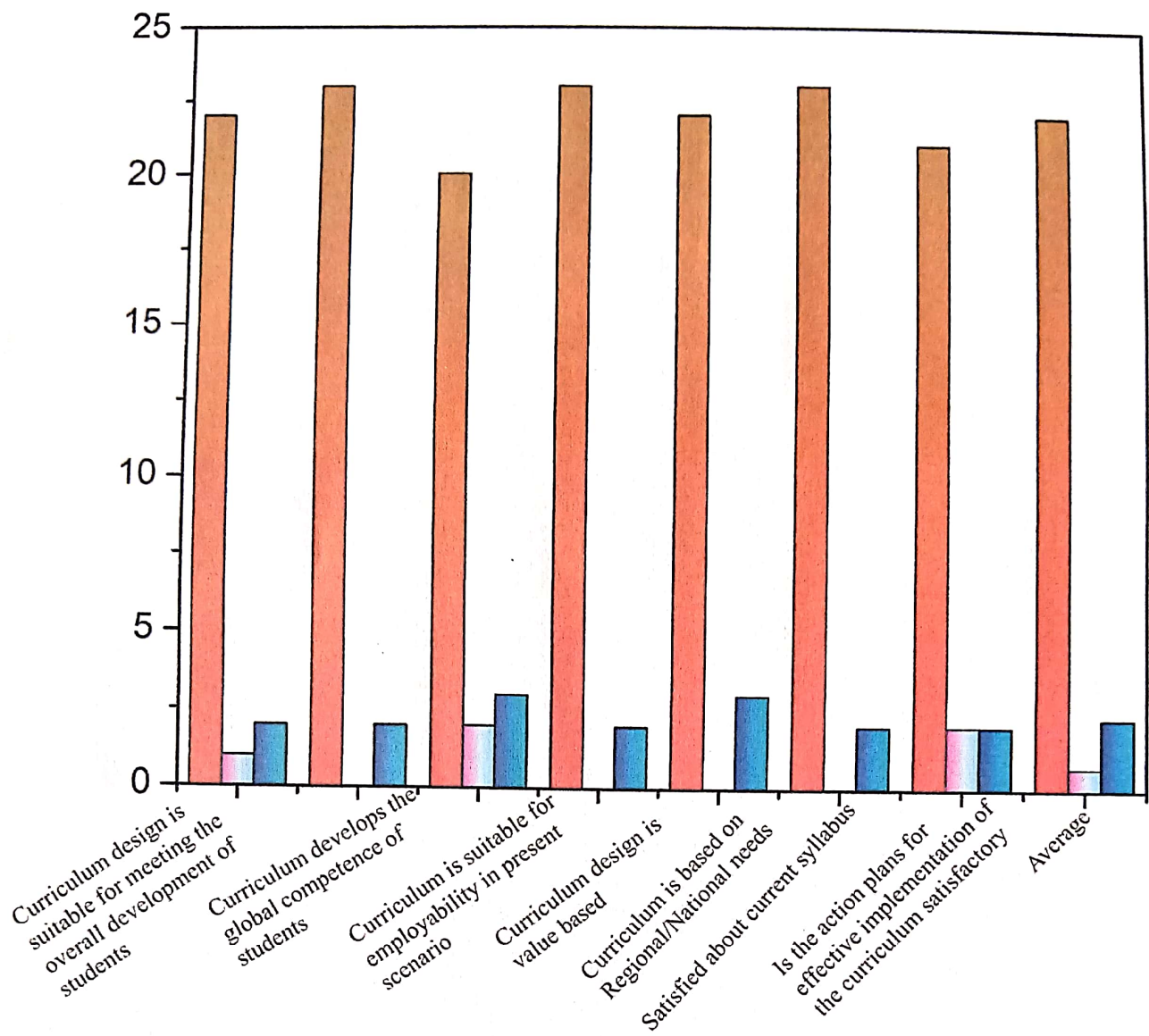
We are received 25 alumnus feedbacks on the syllabus of various programmes designed by Savitribai Phule Pune University. There are 7 females and 18 male respondents in the survey sample. Following chart and table shows the summary (in %) of the responses given by alumnus for each parameter.

Sr. No	Particulars	Yes	No	Can't Decide
1	Curriculum design is suitable for meeting the overall development of students	22	1	2
2	Curriculum develops the global competence of students	23	0	2
3	Curriculum is suitable for employability in present scenario	20	2	3
4	Curriculum design is value based	23	0	2
5	Curriculum is based on Regional/National needs	22	0	3
6	Satisfied about current syllabus	23	0	2
7	Is the action plans for effective implementation of the curriculum satisfactory	21	2	2
8	Average	22	0.71	2.28

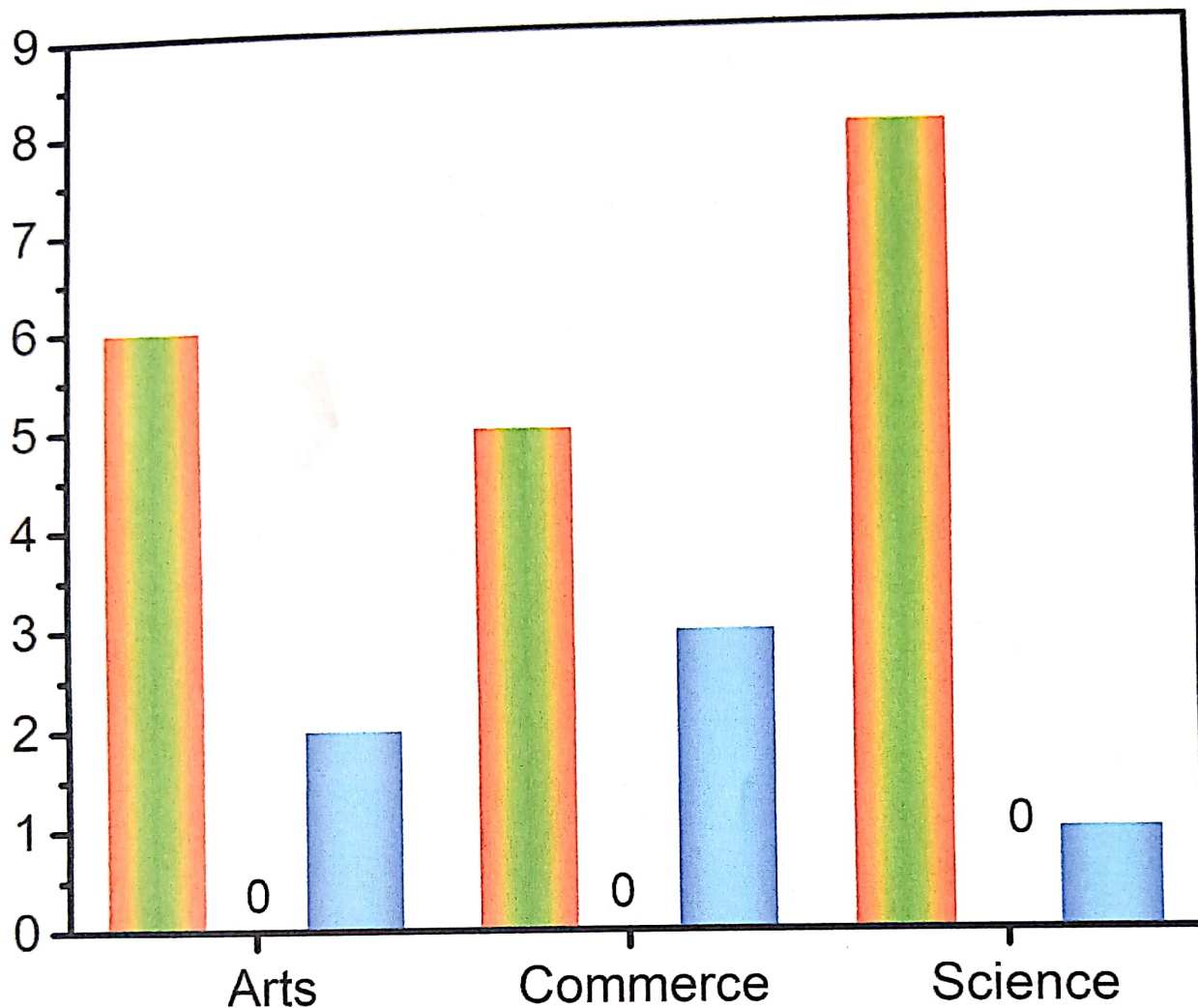
About 88 % of alumni think that the current syllabus of the course program is suitable for overall development of the student and 8 % of it can't decide whereas only 4% of the alumni did not agree with the syllabus for overall development of the student. For global competence current syllabus is suitable says about 92 % alumni while 8 % not agree with the opinion. 80 % alumni satisfied with the syllabus which is capable of employability in the current scenario while 8 % did not agree with the opinion whereas 12 % are not able to decide. Overall most of the alumni are satisfied with the current syllabus and rest are not able to express the opinion.

(Insert bar graph)





Overall feedback for each evaluation point is more or less above the average value (4.2) except parameter fifth and seventh.



Most of the alumni who did their graduation from arts and commerce and science faculty (94%, 85%, 90%) completely agree with the current syllabus adopted by institution, whereas some of the alumnus 6% from arts, 15% from commerce and 10% from science stream do not agree with it.



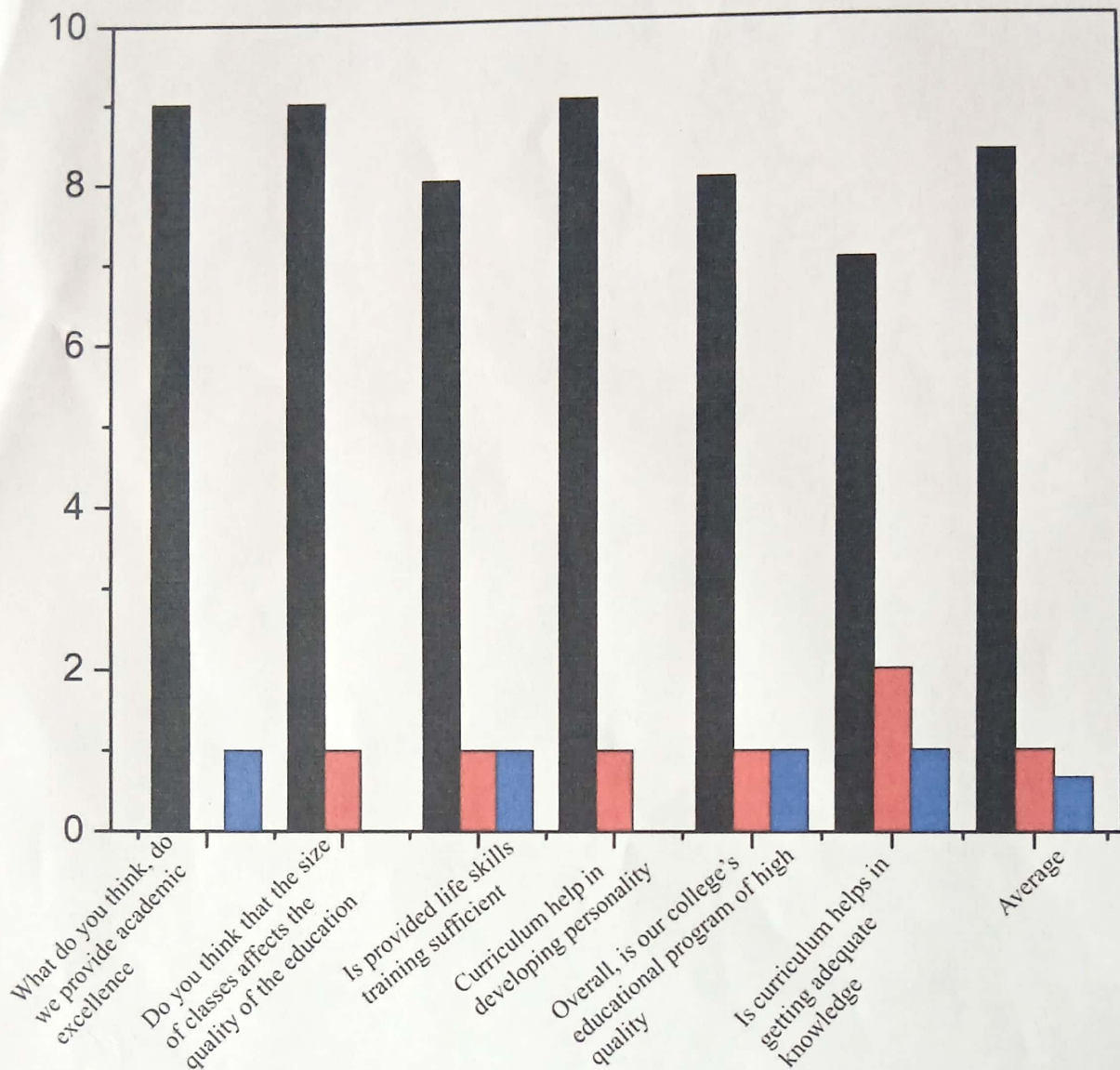
Employers Feedback

We have received 10 9 on the syllabus of various programmes designed by Savitribai Phule Pune University. Following c8hart and table show the summary (in %) of the responses given by employer for each parameter.

Sr. No	Particulars	Yes	No	Can't Decide
1	What do you think, do we provide academic excellence	9	0	1
2	Do you think that the size of classes affects the quality of the education	9	1	0
3	Is provided life skills training sufficient	8	1	1
4	Curriculum help in developing personality	9	1	0
5	Overall, is our college's educational program of high quality	8	1	1
6	Is curriculum helps in getting adequate knowledge	7	2	1
7	Average	8.3	1	0.66

About 90 % employers agree with the college providing excellence to the students 10% is not able to decide. Almost 90 % of the employers think that size of the class affect the quality of the education while 10 % did not agree with it. About 80 % of the employers satisfied with the life skills provided by the college and 10% are not satisfied with the training provided by the college 10 % cannot decide for the parameter. 90% of the employers agree with the curriculum helps to develop personality of the students whereas 10% employers do not agree with the current syllabus. About 80% employers agree with the college is providing high quality education through various programs to the students whereas 10% are not agree with the opinion. And10 % of the employers cannot decide that the curriculum is helps in getting adequate knowledge to the students and 20% employer do not agree while 70% employers agree with the scenario.





Overall most of the employers are satisfied with the current syllabus.

Venky

Coordinator, IQAC
Arts, Science & Commerce
College, Indapur, Dist-Pune



[Signature]

PRINCIPAL
ARTS, SCIENCE AND
COMMERCE COLLEGE
INDAPUR-413106 DIST-PUNE



Action Taken Report – 2022-23

Last year, we diligently analysed feedback from stakeholders and promptly addressed their concerns. In response, we expanded our sports program, leading to increased student participation at zonal, university, and state levels. Additionally, we enriched our physics and chemistry curricula with more industrial instrument-based topics.

To maintain our commitment to student and faculty well-being, we took decisive action against individuals who did not meet expectations, such as Shaikh Safiya Sikandar and Bhong Sopan Tatyaram.

Continuing our focus on improvement, we collected feedback from students, alumni, employers, and faculty at the end of the 2022-23 academic year. Key suggestions included incorporating computer-based practical's into the SY BSc Physics syllabus, implementing smart classrooms, and introducing C-programming practical's in the TY BSc course. We have shared these valuable insights with the relevant authorities."

Key improvements:

- **Conciseness:** Removed redundant phrases and streamlined sentence structure.
- **Clarity:** Used clearer language and avoided jargon.
- **Focus:** Highlighted key actions and outcomes.
- **Positive tone:** Emphasized the institution's proactive approach and commitment to improvement.

By implementing these suggestions, the revised text provides a more concise, clear, and impactful summary of the institution's efforts and plans.

Coordinator, IQAC
Arts, Science & Commerce
College, Indapur, Dist-Pune



PRINCIPAL
ARTS, SCIENCE AND
COMMERCE COLLEGE
INDAPUR-413106 DIST-PUNE



Feedback Committee

Report of

Feedback Analysis on Curriculum (Student, Teacher, Employer and Alumni)

Academic Year: 2021-22

**Submitted to
Internal Quality Assurance Cell**

Feedback Analysis Report

Introduction and Objectives:

Indapur Arts, Science, and Commerce College, established in 1972 by the Indapur Taluka Shikshan Prasarak Mandal, is committed to the holistic development of students in the surrounding rural areas. The college aims to nurture future entrepreneurs and professionals by providing quality education.

To ensure continuous improvement, the college conducts an annual survey to gauge the satisfaction of key stakeholders: students, teachers, employers, and alumni. These stakeholders are crucial in evaluating the college's curriculum and overall performance. Their feedback plays a vital role in shaping the institution's future.

Methodology

The survey is conducted online, with the feedback form accessible through the college website and shared via WhatsApp groups. Participation is voluntary.

For the academic year 2021-22, approximately 300 students, 20 alumni, 30 teachers, and 10 employers responded to the survey. The analysis presented in this report is based on these responses.

Potential Impact of Stakeholder Feedback

The insights gained from the survey can significantly influence the college's operations and future planning. Here are some key areas of impact:

Curriculum Improvement

Industry Alignment: Feedback from employers can help identify gaps between the curriculum and industry requirements, enabling the college to make necessary adjustments to ensure graduates are well-prepared for the workforce.

Student-Centric Learning: Input from students can provide valuable insights into their learning experiences, helping the college to refine teaching methods and curriculum content to better meet their needs.

Enhanced Teaching and Learning

Teacher Effectiveness: Feedback from students and alumni can help assess the effectiveness of teachers and identify areas for professional development, leading to improved teaching practices.

Innovative Pedagogy: The survey can provide insights into the effectiveness of teaching methods, enabling teachers to adopt more innovative and engaging approaches that enhance student learning.

Strategic Planning

Long-Term Vision: Feedback from all stakeholders can help the college develop a long-term vision and strategic plan that aligns with the evolving needs of the students and the job market.



Resource Allocation: The survey can help identify areas where additional resources may be needed, such as faculty, infrastructure, or technology, to support the college's goals.

By actively seeking and incorporating stakeholder feedback, Indapur Arts, Science, and Commerce College demonstrates its commitment to continuous improvement and its dedication to providing a high-quality education that empowers students to succeed.

Design of Feedback

The responses from the students were collected on the five-point scale

4 – Above 90%

3 – 70 – 89%

2 – 50 – 69%

1 – 30 – 49%

0 – Below 29%

And the responses from the teachers, alumni and employers were collected on the three-point scale.

1. Yes
2. No
3. Can't decide

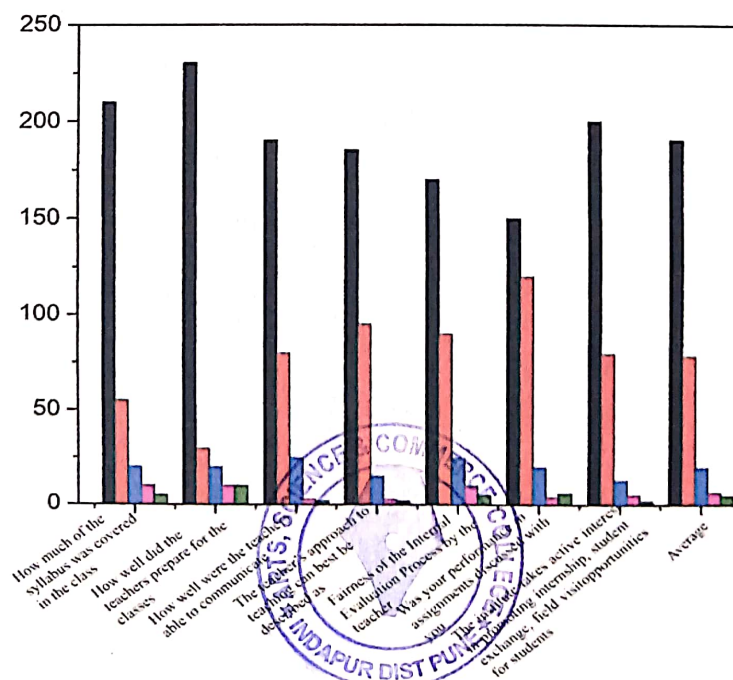
Overall Evaluation

Feedback was collected and analyzed by Feedback Committee of the college. Opinion of all the stakeholders is obtained about each parameter in percentage.

Student Feedback

Savitribai Phule Pune University conducted a survey to gauge student satisfaction with various aspects of their academic experience. A total of 300 students, comprising 140 females and 160 males, participated in the survey, providing valuable insights into the university's strengths and areas for improvement.


Following chart and table shows the summary of the responses given by students for each parameter.

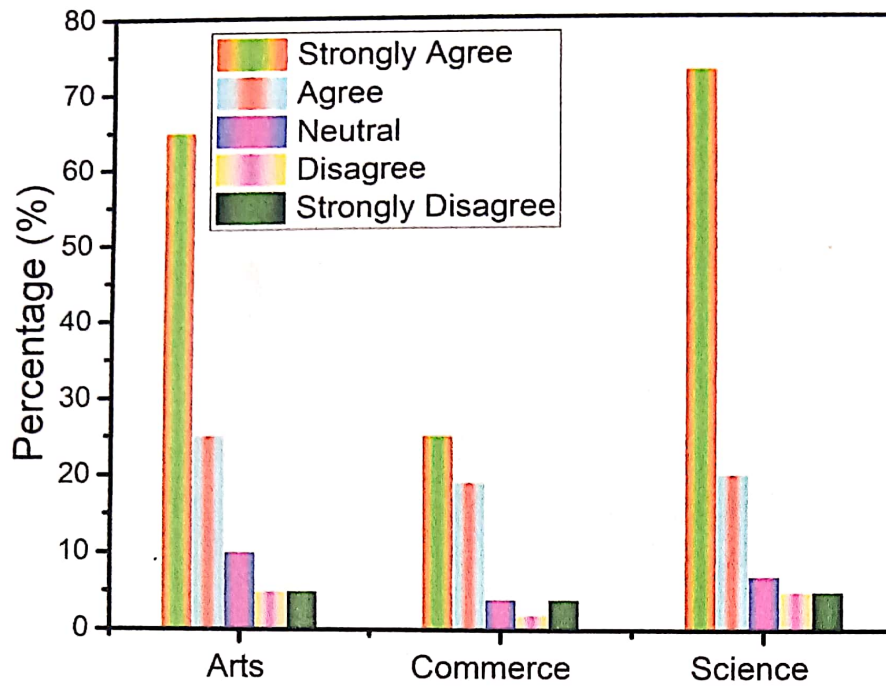


	Strongly Agree	Agree	Neutral	Disagree	Strongly Disagree
How much of the syllabus was covered in the class	210	55	20	10	5
How well did the teachers prepare for the classes	230	30	20	10	10
How well were the teachers able to communicate	190	80	25	3	2
The teacher's approach to teaching can best be described as	185	95	15	3	2
Fairness of the Internal Evaluation Process by the teacher	170	90	25	10	5
Was your performance in assignments discussed with you	150	120	20	4	6
The institute takes active interest in promoting internship, student exchange, field visit opportunities for students	200	80	13	5	2
Average	190.7	78.57	19.71	6.42	4.57

A significant majority of students, 70%, strongly agreed that the entire syllabus was covered, while 18.3% agreed. A smaller portion, 6.6%, remained neutral, and 5% either disagreed or strongly disagreed. Regarding teacher preparation, 76.6% strongly agreed and 10% agreed. A similar number, 6.6%, were neutral, while 3.3% disagreed and 3.3% strongly disagreed. When it came to teacher-student communication, 63.3% strongly agreed and 26.6% agreed. Around 5% were neutral, and 1.5% disagreed or strongly disagreed.

Most students, 61.6%, strongly appreciated the teachers' skills, and 31.6% agreed. A small percentage, 5%, were undecided, while 1.6% disagreed or strongly disagreed. Regarding internal evaluations, 56.6% strongly agreed and 30% agreed that they were fair. Approximately 8.3% were neutral, 3.3% disagreed, and 1.7% strongly disagreed. Similarly, 50% strongly agreed and 40% agreed that assignment evaluations were fair. Around 6.6% were neutral, 1.3% disagreed, and 2% strongly disagreed. Finally, 66.6% of students agreed that the institute actively promotes internships, field visits, and exchange programs, while 26% agreed. A smaller percentage, 4.3%, were neutral, and 2.3% disagreed or strongly disagreed. Overall feedback for each evaluation point is more than the average value (4.2).



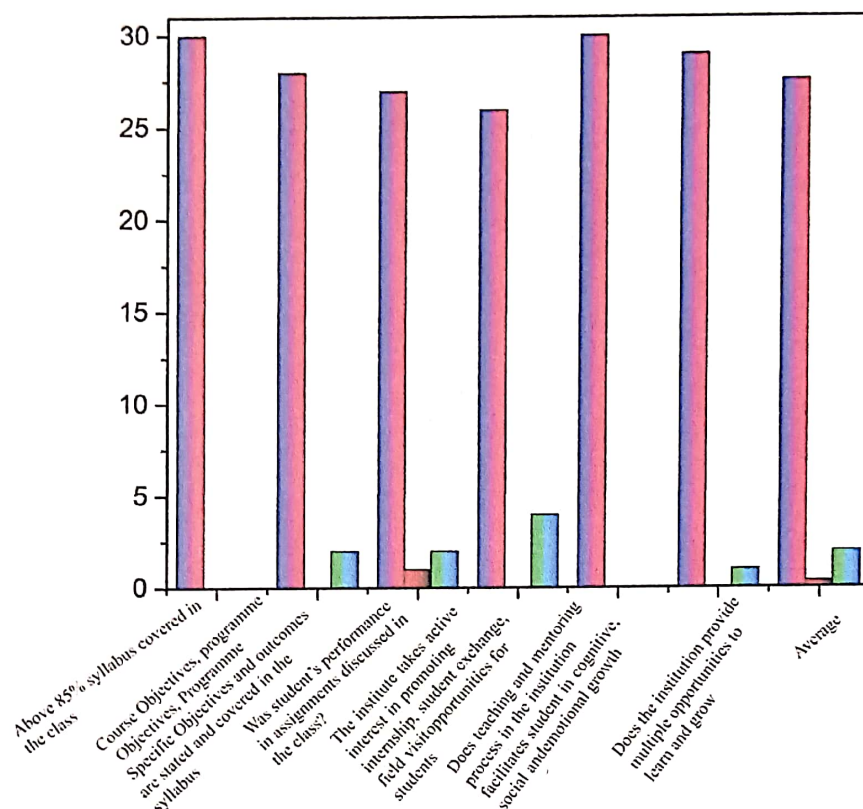


Most of the students (80% arts, 93% commerce, 95% science) strongly agree with the current curriculum of the graduation. There are no students who oppose current syllabus. There are also some students (2% arts and 2% Science) who choose to remain neutral.



Teacher's Feedback

A recent survey of 30 faculty members at Savitribai Phule Pune University has yielded valuable insights into the effectiveness of various academic programs. The survey, which included 20 male and 10 female respondents, focused on key aspects of the curriculum and academic experience.



Positive Feedback

A significant majority of faculty members expressed satisfaction with the current curriculum, particularly regarding syllabus coverage and alignment with program objectives. Nearly all respondents indicated that they had successfully covered the entire syllabus for the academic year. Additionally, approximately 93% of faculty members agreed that the course, program, and specific objectives, as well as the expected outcomes, were clearly outlined and incorporated into the syllabus.

Furthermore, the faculty members were generally pleased with student performance and engagement. Around 90% of respondents expressed confidence in their students' abilities to grasp course concepts and actively participate in classroom discussions. The institution's commitment to fostering holistic student development was also recognized, with 100% of faculty members affirming that the teaching and mentoring processes effectively supported students' cognitive, social, and emotional growth.

The university's efforts to provide opportunities for experiential learning were also

appreciated. A substantial 86.6% of faculty members acknowledged the institution's active role in promoting internships, student exchange programs, and field visits. This positive sentiment underscores the importance of practical experiences in complementing theoretical knowledge.

Sr. No	Particulars	Yes	No	Can't Decide
1	Above 85% syllabus covered in the class	30	0	0
2	Course Objectives, programme Objectives, Programme Specific Objectives and outcomes are stated and covered in the syllabus	28	0	2
3	Was student's performance in assignments discussed in the class?	27	1	2
4	The institute takes active interest in promoting internship, student exchange, field visit opportunities for students	26	0	4
5	Does teaching and mentoring process in the institution facilitates student in cognitive, social and emotional growth	30	0	0
6	Does the institution provide multiple opportunities to learn and grow	29	0	1
	Average	27.6	0.3	2

Areas for Improvement

While the overall feedback is encouraging, there are a few areas where improvements can be considered. A small percentage of faculty members (10 %) expressed uncertainty regarding student performance, highlighting the need for further exploration of factors that may influence student engagement and achievement.

Additionally, 13% of respondents were undecided about the institution's commitment to experiential learning opportunities. While the university has made significant strides in this area, there is potential to further enhance the quality and accessibility of such programs.

Recommendations

To build upon the strengths identified in the survey and address the areas for improvement, the following recommendations are proposed:

Enhance Communication: Foster open and effective communication channels between faculty and students to strengthen the learning experience and address any concerns promptly.

Strengthen Experiential Learning: Invest in expanding internship, student exchange, and field

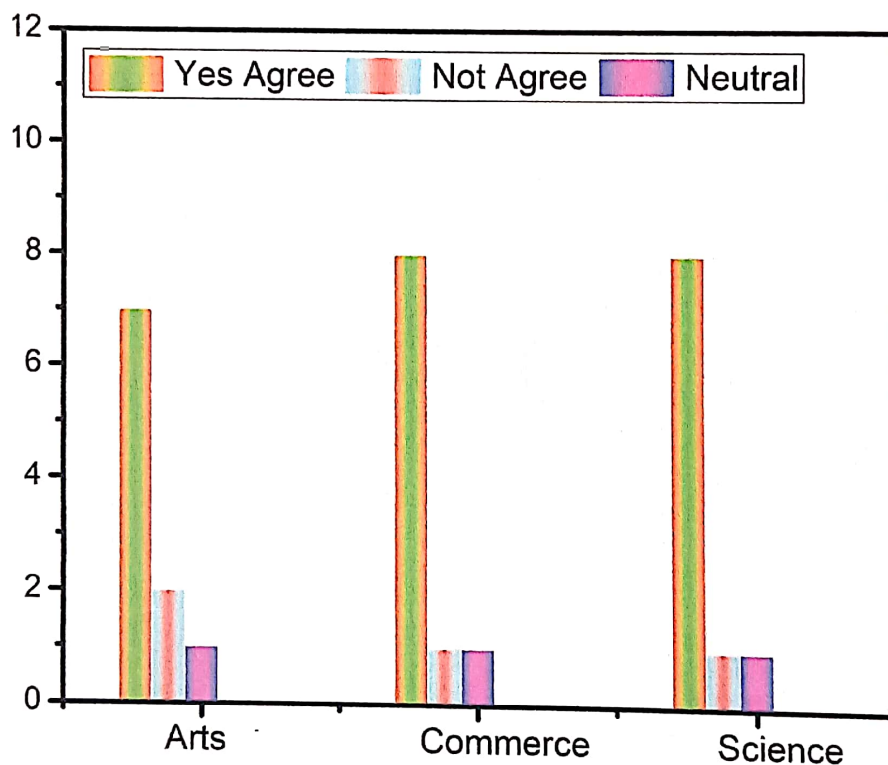
visit programs to provide students with diverse opportunities to apply their knowledge and skills in real-world settings.

Regular Curriculum Review: Establish a regular review process for the curriculum to ensure its relevance and alignment with evolving industry needs and student expectations.


Faculty Development: Provide ongoing professional development opportunities for faculty members to enhance their teaching methodologies and stay updated on emerging trends in higher education.

Student Feedback Mechanisms: Implement effective mechanisms for gathering and analyzing student feedback to inform curriculum improvements and enhance the overall learning experience.

By implementing these recommendations, Savitribai Phule Pune University can continue to provide high-quality education and foster a vibrant learning environment for its students. Most of the time overall feedback for evaluation point is more than the average value (4.2)



Most of the teachers agree with the current curriculum of the graduation and post-graduation level. There is only 2% of commerce and 2% from arts faculty members who cannot decide about the current syllabus.



Alumni Feedback

Savitribai Phule Pune University received feedback from 20 alumni on its various program syllabi. Of the respondents, 15 were male, and 5 were female.

A significant majority (75%) of alumni found the current syllabus suitable for overall student development. However, 5% disagreed, and 20% were undecided. Similarly, 80% believed the syllabus fostered global competence, while 10% disagreed and 10% were neutral.

Sr. No	Particulars	Yes	No	Can't Decide
1	Curriculum design is suitable for meeting the overall development of students	15	1	4
2	Curriculum develops the global competence of students	16	2	2
3	Curriculum is suitable for employability in present scenario	14	2	4
4	Curriculum design is value based	20	0	0
5	Curriculum is based on Regional/National needs	15	2	3
6	Satisfied about current syllabus	18	0	2
7	Is the action plans for effective implementation of the curriculum satisfactory	12	2	6
8	Average	15.7	1.28	3

Regarding employability, 70% of alumni were satisfied, 10% disagreed, and 20% were uncertain. All respondents agreed that the syllabus was value-based.

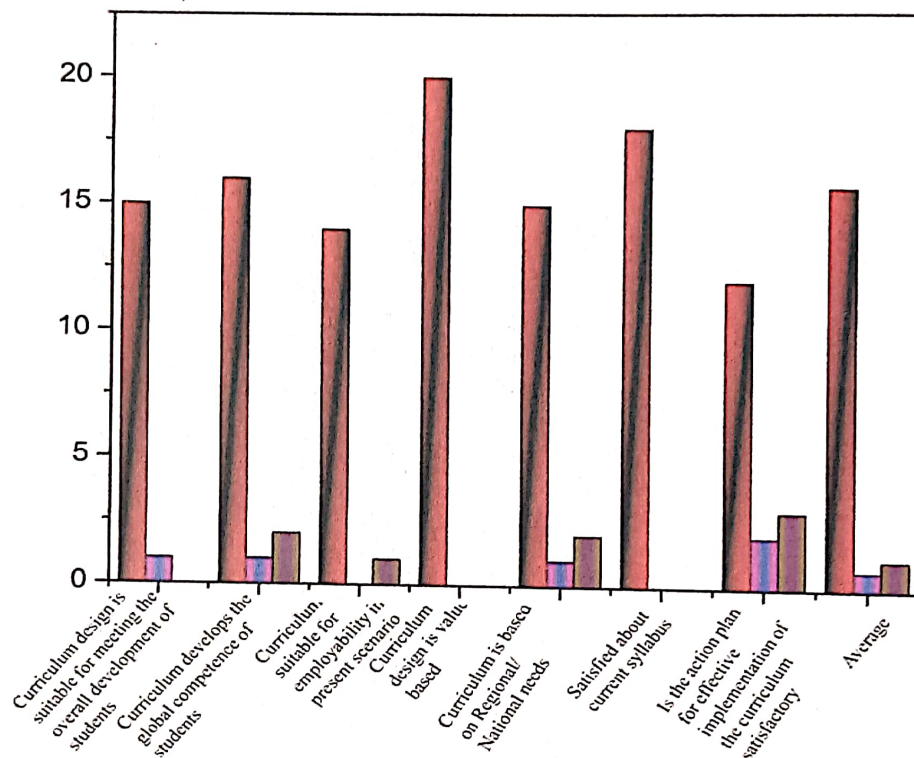
Furthermore, 75% found the syllabus aligned with regional and national needs, while 10% disagreed and 15% were unsure. Overall, 90% of alumni were satisfied with the syllabus, with 10% remaining undecided. The action plan for implementing the curriculum was deemed satisfactory by 60% of alumni, while 10% disagreed and 30% were unsure.

In conclusion, most alumni were satisfied with the current syllabus. However, there were varying opinions on its alignment with regional/national needs and the effectiveness of the implementation plan. Regarding employability, 70% of alumni were satisfied, 10% disagreed, and 20% were uncertain. All respondents agreed that the syllabus was value-based.


Furthermore, 75% found the syllabus aligned with regional and national needs, while 10% disagreed and 15% were unsure. Overall, 90% of alumni were satisfied with the syllabus, with 10% remaining undecided.

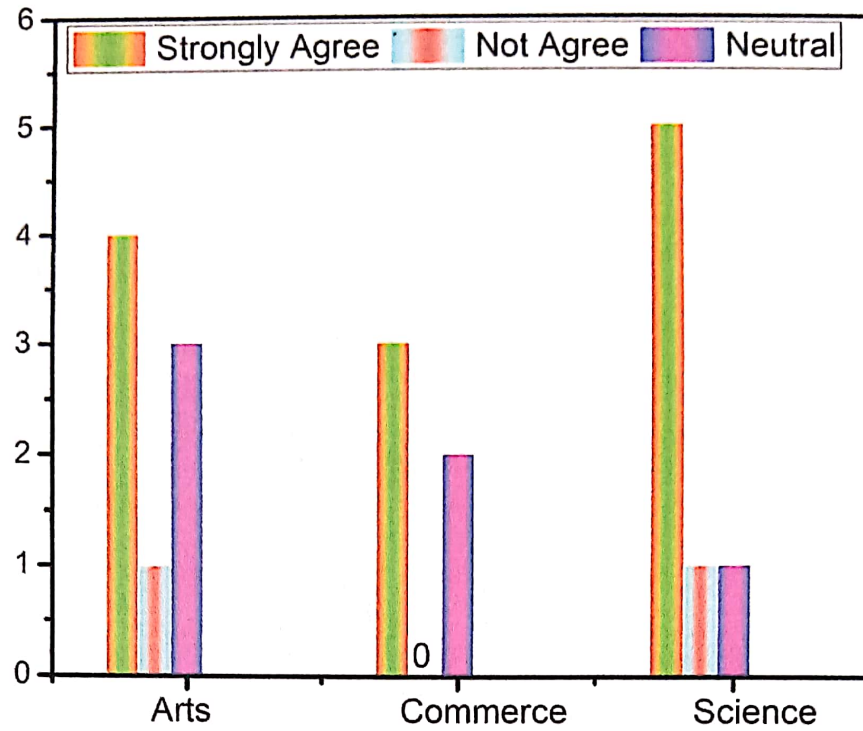
The action plan for implementing the curriculum was deemed satisfactory by 60% of alumni, while 10% disagreed and 30% were unsure.

In conclusion, most alumni were satisfied with the current syllabus. However, there were varying opinions on its alignment with regional/national needs and the effectiveness of the implementation plan.



Overall feedback for each evaluation point is above the average value (4.2) except parameter fifth and seventh.





Most of the alumni who did their graduation from arts and commerce and science faculty (85 %, 90 %, 70 %) completely agree with the current syllabus adopted by institution, whereas some of the alumnus 6% from arts, 15% from commerce and 10% from science stream do not agree with it.



Employers Feedback

Savitribai Phule Pune University received feedback from 10 employers on various program syllabi. The summary of responses, presented in percentages, reveals a generally positive employer sentiment.

Sr. No	Particulars	Yes	No	Can't Decide
1	What do you think, do we provide academic excellence	8	1	1
2	Do you think that the size of classes affects the quality of the education	9	0	1
3	Is provided life skills training sufficient	9	0	1
4	Curriculum help in developing personality	9	1	0
5	Overall, is our college's educational program of high quality	8	1	1
6	Is curriculum helps in getting adequate knowledge	8	0	2
7	Average	8.5	0.5	1

A significant majority (80%) of employers agree that the university excels in student education. However, 10% disagree, and another 10% are undecided.


Nearly 90% of employers believe class size negatively impacts education quality, with the remaining 10% unsure. A strong 90% of employers are satisfied with the life skills training, while 10% are undecided. Similarly, 90% of employers agree the curriculum fosters personality development, while 10% disagree. Regarding overall education quality, 80% of employers are satisfied, with 10% disagreeing and 10% undecided.

Finally, 80% of employers believe the curriculum provides adequate knowledge, with 20% unsure. In conclusion, most employers are satisfied with the current syllabus. However, there are areas where improvements can be considered, such as reducing class sizes and refining the curriculum to better align with industry needs and enhance personality development.




Following are the suggestions received from the stakeholders;

1. Arrange workshops regarding revised curriculum.
2. Expand the research activities in the college for students.
3. Pay more attentions towards the placement of the students.
4. Introduce more skill-oriented courses in curriculum to the students.
5. Improve the library facilities in the institute.
6. Improve cleanliness and hygienic conditions in the college


Coordinator, IQAC
Arts, Science & Commerce
College, Indapur, Dist-Pune




PRINCIPAL
ARTS, SCIENCE AND
COMMERCE COLLEGE
INDAPUR-413106 DIST-PUNE



Action Taken Report – 2021-22

Following the valuable suggestions received last year, we implemented microscale techniques for organic compound analysis. This innovative approach significantly reduced chemical waste and experimental time.


This Year's Feedback and Future Goals

To further enhance our academic offerings, we gathered feedback from stakeholders in 2021-22. Key suggestions included:

- **Enriching Student Life:** Organizing diverse sports events to promote holistic development.
- **Industry-Relevant Education:** Integrating more industrial instrument concepts into graduate-level physics and chemistry curricula.
- **Improving Learning Experiences:** Addressing concerns about concept clarity and considering faculty changes where necessary.

We are committed to carefully analyzing these inputs and taking appropriate actions to improve our programs.

Coordinator, IQAC
Arts, Science & Commerce
College, Indapur, Dist-Pune



PRINCIPAL
ARTS, SCIENCE AND
COMMERCE COLLEGE
INDAPUR-413106 DIST-PUNE



Feedback Committee

Report of

Feedback Analysis on Curriculum **(Student, Teacher, Employer and Alumni)**

Academic Year: 2020-21

Submitted to

Internal Quality Assurance Cell

Feedback Analysis Report

Introduction and Objectives:

Indapur Taluka Shikshan Prasarak Mandal's Arts, Science, and Commerce College, Indapur, was established in 1972. Our mission is to foster the holistic development of students from the surrounding rural areas, empowering them to become successful entrepreneurs and professionals in their chosen fields.

Objectives

To ensure continuous improvement, we conduct annual surveys to gauge the satisfaction of key stakeholders: students, teachers, employers, and alumni. This feedback is crucial in evaluating our curriculum and overall performance. By actively listening to our stakeholders, we aim to:

1. **Enhance Curriculum Relevance:** Identify areas where the curriculum can be updated to better align with industry needs and student aspirations.
2. **Optimize Teaching-Learning Processes:** Gain insights into teaching methodologies and student learning experiences to improve effectiveness.
3. **Strengthen Employer Partnerships:** Understand employer expectations and tailor our programs to meet their specific requirements.
4. **Enhance Alumni Engagement:** Foster strong connections with our alumni to leverage their expertise and support future students.

Methodology

Each year, we disseminate feedback forms through our college website and class WhatsApp groups. Participation is voluntary. For the academic year 2020-21, we received responses from approximately 291 students, 15 alumni, 20 teachers, and 10 employers out of a total student enrollment of 2824. The following analysis is based on this feedback.

Design of Feedback

The responses from the students were collected on the five-point scale

4 – Above 90%

3 – 70 – 89%

2 – 50 – 69%

1 – 30 – 49%

0 – Below 29%

And the responses from the teachers, alumni and employers were collected on the three-point scale.

1. Yes



2. No
3. Can't decide

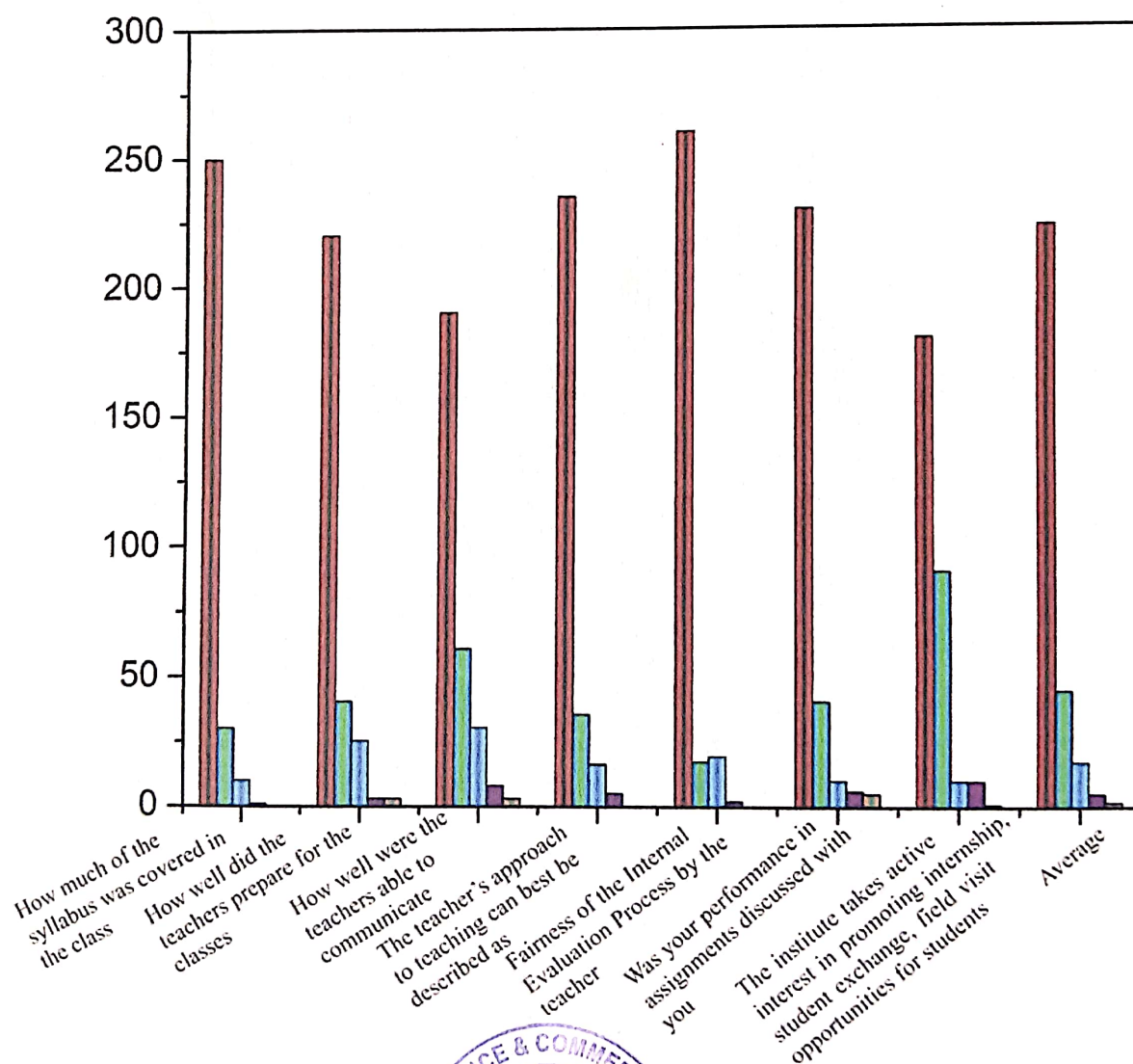
Overall Evaluation

The college's Feedback Committee gathered and examined the feedback. Every stakeholder's % opinion for each criterion is gathered.

Student Feedback

Savitribai Phule Pune University conducted a comprehensive survey to gauge student satisfaction with various aspects of their academic experience. A total of 301 students, comprising 120 females and 181 males, participated in the survey, providing valuable insights into their perceptions of the syllabus, teaching methodologies, and evaluation processes.

Following chart and table shows the summary of the responses given by students for each parameter.



	Strongly Agree	Agree	Neutral	Disagree	Strongly Disagree
How much of the syllabus was covered in the class	250	30	10	1	0
How well did the teachers prepare for the classes	220	40	25	3	3
How well were the teachers able to communicate	190	60	30	8	3
The teacher's approach to teaching can best be described as	235	35	16	5	0
Fairness of the Internal Evaluation Process by the teacher	260	17	19	2	0
Was your performance in assignments discussed with you	230	40	10	6	5
The institute takes active interest in promoting internship, student exchange, field visit opportunities for students	180	90	10	10	1
Average	223.57	44.57	17.14	5	1.71

Key Findings

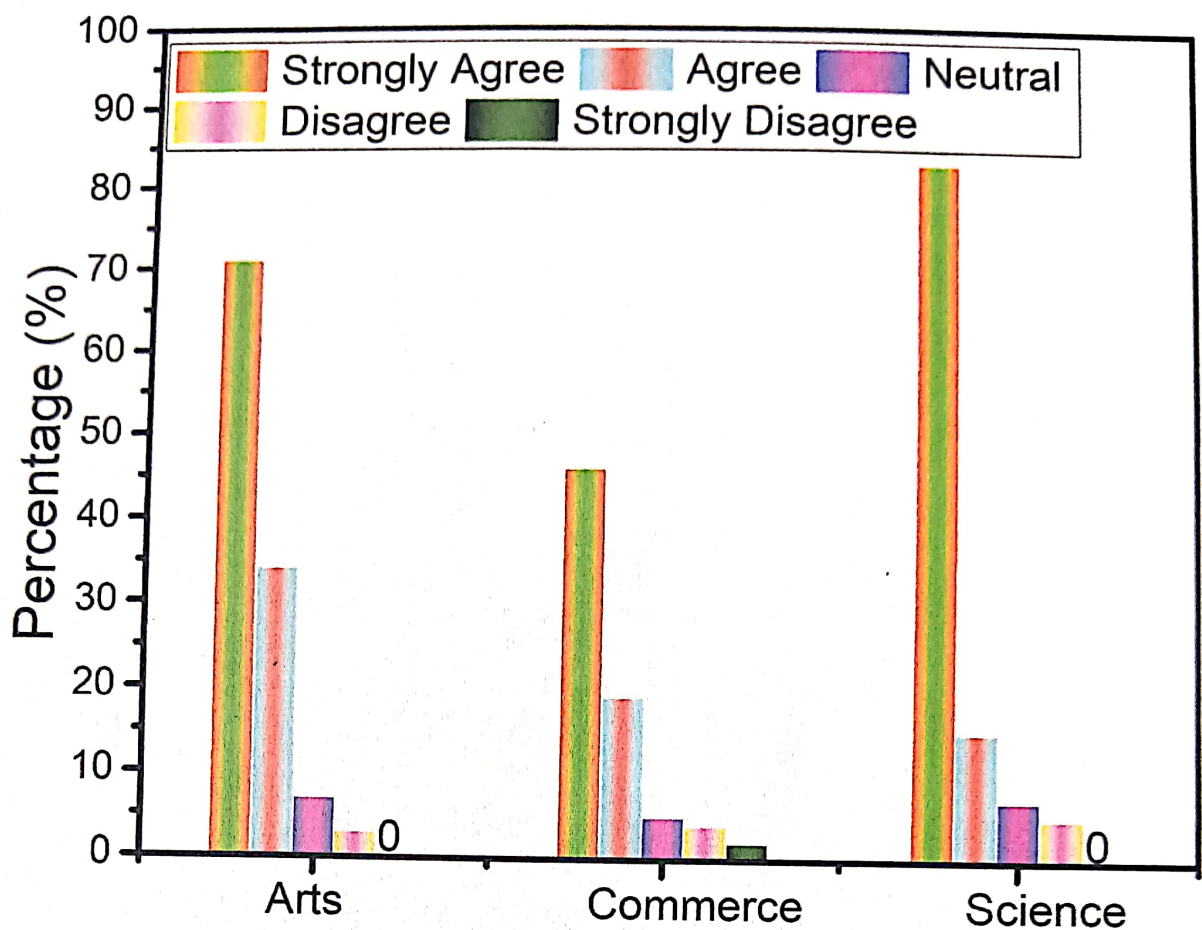
The survey results indicate a generally positive student experience. A significant majority of respondents (86%) strongly agreed that the entire syllabus was covered adequately, while 10% agreed. Only a small fraction (3.7%) disagreed or strongly disagreed with this assessment.

Regarding teacher preparedness, 75.6% of the students strongly agreed, and 13.7% agreed that their instructors were well-prepared for classes. A majority (65%) also expressed strong agreement with the effectiveness of teacher-student communication, while 20.6% agreed.

The teaching skills of the faculty were highly appreciated, with 80.75% of the students strongly agreeing and 12% agreeing. The evaluation process also garnered positive feedback, as 89.3% of the students strongly agreed that internal examinations were fair, and 5.8% agreed. Similarly, 79% of the students were satisfied with the fairness of assignment evaluations, with 13.7% agreeing.

The university's commitment to co-curricular activities was also acknowledged. A significant number of students (61.85%) strongly agreed that the institution actively promotes internships, field visits, and student exchange programs, while 31% agreed.





Overall Assessment

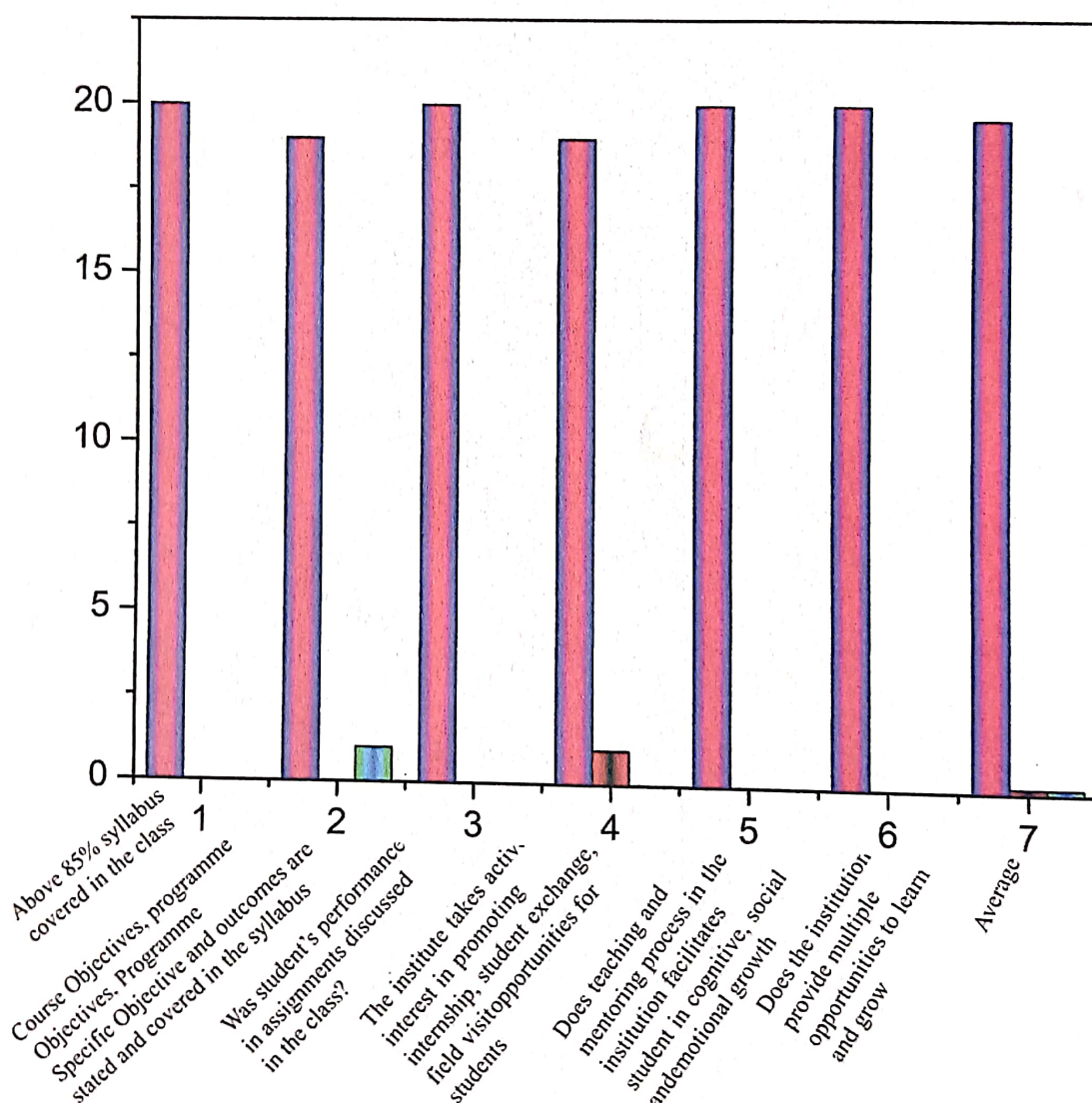
The overall feedback for each evaluation point surpassed the average value of 4.2, indicating a high level of student satisfaction. This positive trend suggests that the university's academic programs and teaching methodologies are generally effective in meeting student expectations.



Teacher's Feedback

A survey of 20 educators, consisting of 10 male and 10 female respondents, provided valuable insights into the effectiveness of various programs offered by Savitribai Phule Pune University.

The feedback indicates a high level of satisfaction with the current curriculum. Nearly all faculty members (99.84%) reported covering the entire syllabus for the academic year. Furthermore, 100% of respondents expressed agreement with the clarity and relevance of course objectives, program objectives, specific program objectives, and outcomes as outlined in the syllabus.

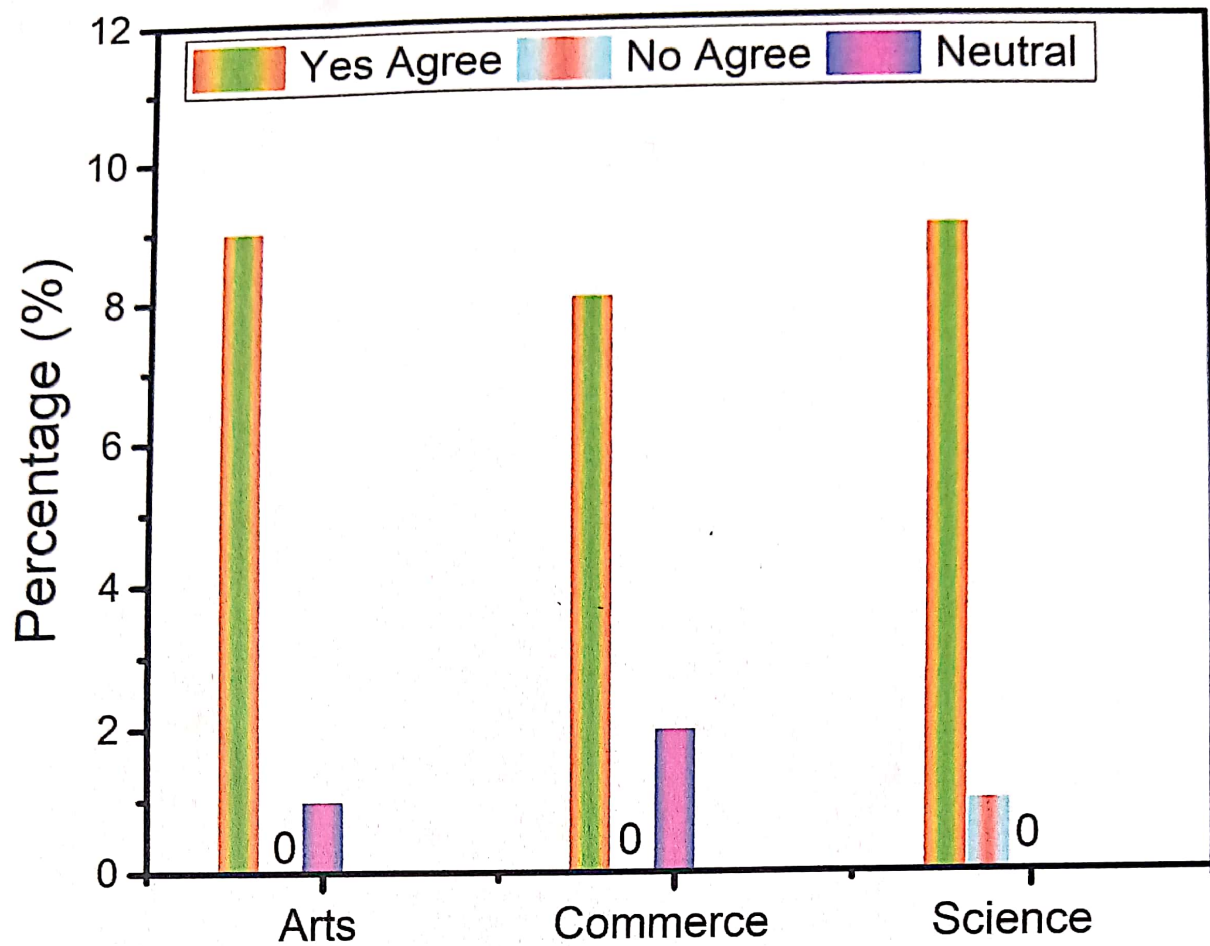


Sr. No	Particulars	Yes	No	Can't Decide
1	Above 85% syllabus covered in the class	20	0	0
2	Course Objectives, programme Objectives, Programme Specific Objectives and outcomes are stated and covered in the syllabus	19	0	1
3	Was student's performance in assignments discussed in the class?	20	0	0
4	The institute takes active interest in promoting internship, student exchange, field visit opportunities for students	19	1	0
5	Does teaching and mentoring process in the institution facilitates student in cognitive, social and emotional growth	20	0	0
6	Does the institution provide multiple opportunities to learn and grow	20	0	0
	Average	19.6	0.16	0.16


The survey also highlighted the university's commitment to student development. All respondents confirmed the institution's active role in promoting opportunities for internships, student exchange programs, and field visits. Additionally, 100% of faculty members acknowledged the effectiveness of teaching and mentoring processes in fostering students' cognitive, social, and emotional growth.

While the majority of faculty members (99.84%) expressed satisfaction with student performance, a small percentage (19.6%) voiced concerns. Additionally, a minor fraction of faculty members from the commerce and arts departments (0.16% each) were undecided about the current syllabus. And finally all 100 % teachers are accepted that the college provides multiple opportunities to learn and grow. Most of the time overall feedback for evaluation point is more than the average value (4.2)





Almost all the teachers agree with the current curriculum of the graduation and post-graduation level. There is only 0.16 % of commerce and 0.16 % from arts faculty members who cannot decide about the current syllabus.



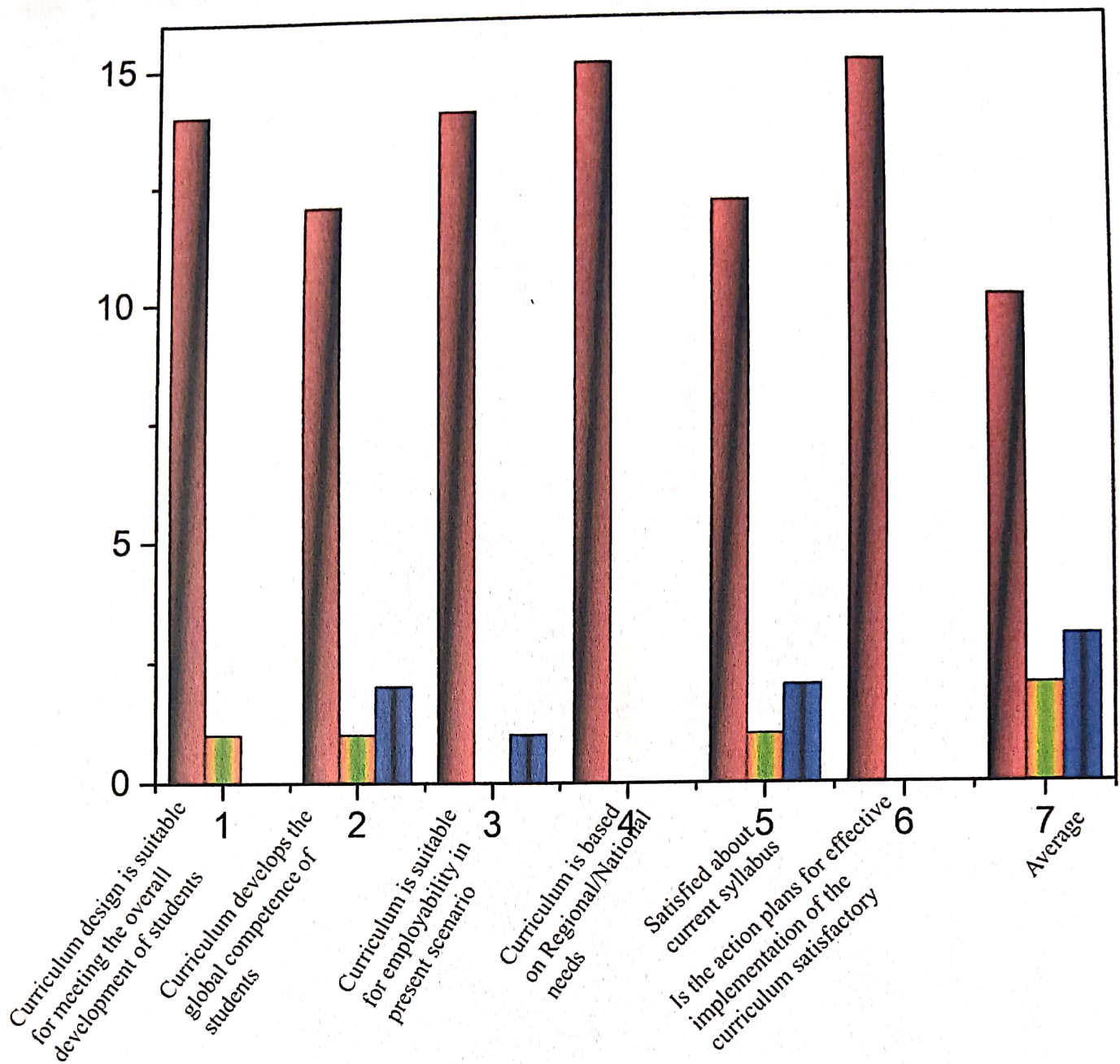
Alumni Feedback

We have received 25 alumnus feedbacks on the syllabus of various programmes designed by Savitribai Phule Pune University. There are 7 females and 18 male respondents in the survey sample. Following chart and table shows the summary (in %) of the responses given by alumnus for each parameter.


Sr. No	Particulars	Yes	No	Can't Decide
1	Curriculum design is suitable for meeting the overall development of students	14	1	0
2	Curriculum develops the global competence of students	12	1	2
3	Curriculum is suitable for employability in present scenario	14	0	1
4	Curriculum design is value based	15	0	0
5	Curriculum is based on Regional/National needs	12	1	2
6	Satisfied about current syllabus	15	0	0
7	Is the action plans for effective implementation of the curriculum satisfactory	10	2	3
8	Average	13.16	0.73	1.16

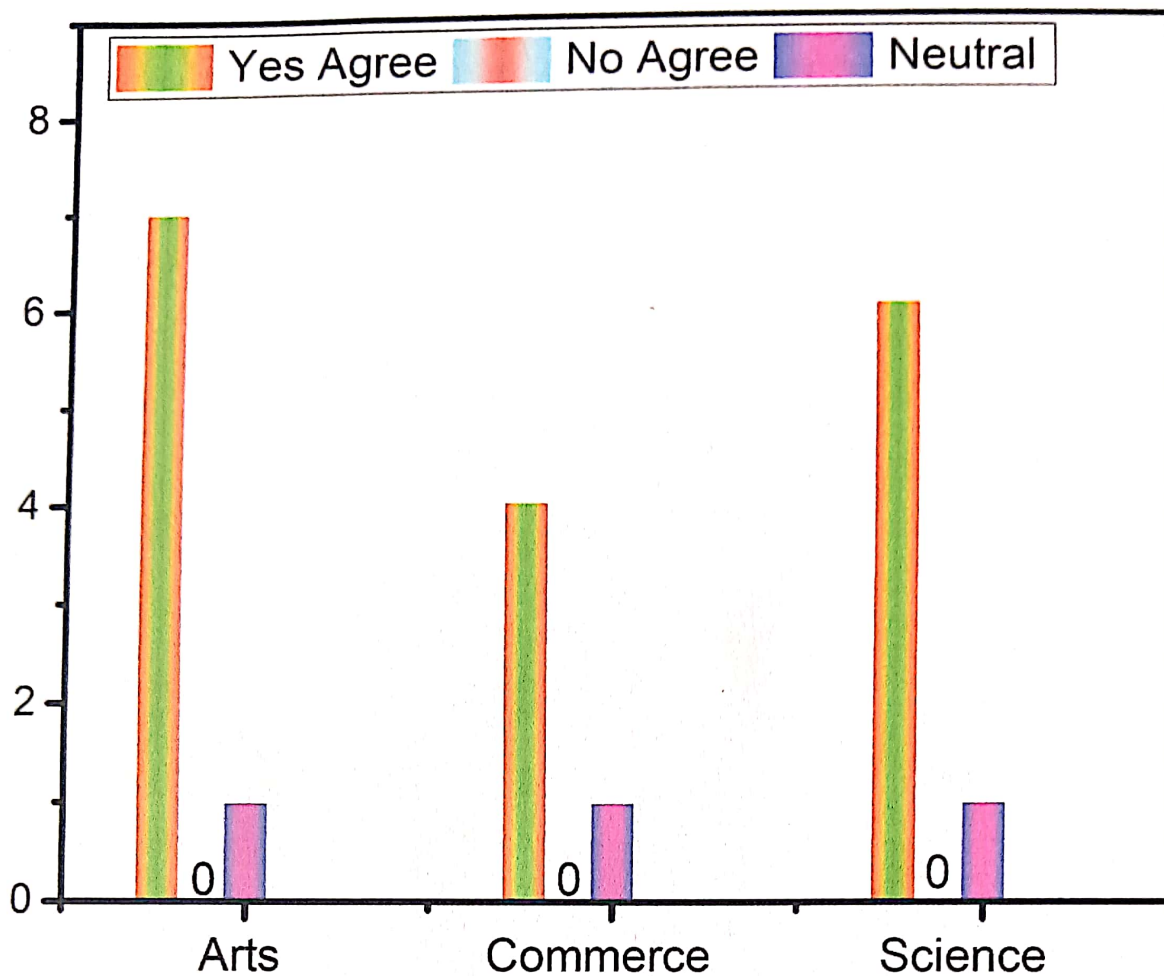
About 93.3 % of alumni think that the current syllabus of the course program is suitable for overall development of the student and 6.7 % of it can't decide. For global competence current syllabus is suitable says about 80 % alumni while 6.6% not agree with the opinion whereas only 13.3 % of the alumni did not agree with the syllabus for overall development of the student. 93.3 % alumni satisfied with the syllabus which is capable of employability in the current scenario while 6.7 % could not decide with the opinion. Almost all the alumni agrees with the curriculum design is value based. 80 % of the alumni are convinced that curriculum is designed on the basis of regional and national needs whereas 13 % are not able to decide while 7 % are against the opinion. Whatever action plans have been made are capable of effective implementation says about 66.66 % and 14% are against the opinion while 20 % of the alumni are not able to decide. Overall most of the alumni are satisfied with the current syllabus.





Overall feedback for each evaluation point is more or less above the average value (4.2) except parameter fifth and seventh.





Most of the alumni who did their graduation from arts and commerce and science faculty (94%, 85%, 90%) completely agree with the current syllabus adopted by institution, whereas some of the alumnus 6% from arts, 15% from commerce and 10% from science stream do not agree with it.




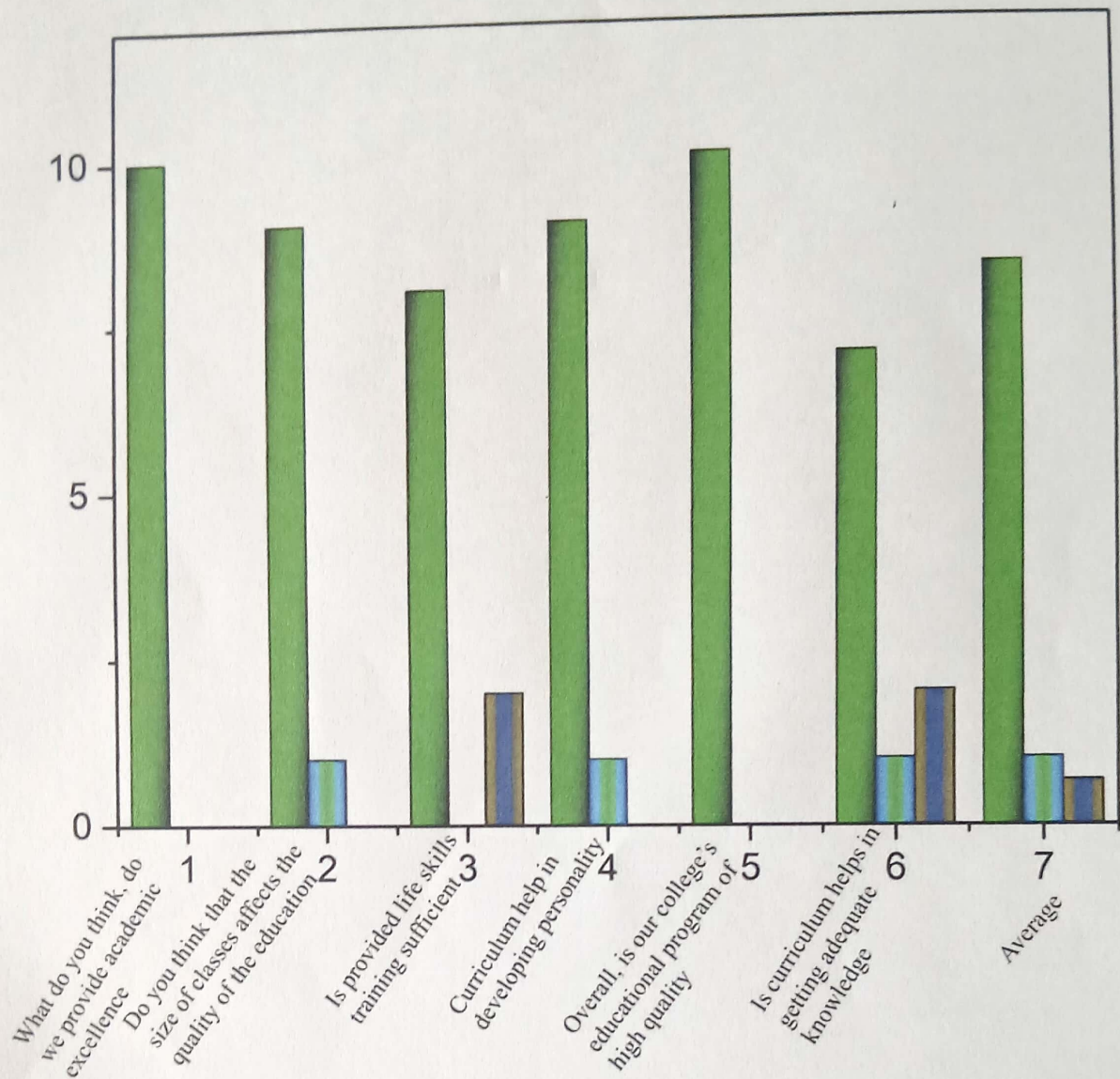
Employers Feedback

We have received 10 employer's feedback on the syllabus of various programmes designed by Savitribai Phule Pune University. Following chart and table show the summary (in %) of the responses given by employer for each parameter.

Sr. No	Particulars	Yes	No	Can't Decide
1	What do you think, do we provide academic excellence	10	0	0
2	Do you think that the size of classes affects the quality of the education	9	1	0
3	Is provided life skills training sufficient	8	0	2
4	Curriculum help in developing personality	9	1	0
5	Overall, is our college's educational program of high quality	10	0	0
6	Is curriculum helps in getting adequate knowledge	7	1	2
7	Average	8.3	1	0.66

About 100 % employers agree with the college providing excellence to the students. Almost 90 % of the employers think that size of the class affect the quality of the education while 10 % did not agree with it. About 80 % of the employers satisfied with the life skills provided by the college and 20% are either not satisfied with the training provided by the college or cannot decide for the parameter. 90% of the employers agree with the curriculum helps to develop personality of the students whereas 10% employers do not agree with the current syllabus. About 80% employers agree with the college is providing high quality education through various programs to the students whereas 10% are not agree with the opinion. All 100 % of the employers satisfied with the college is providing high quality education to the stakeholders. Curriculum is helps in getting adequate knowledge says 20% employers whereas 70% employers agree with the scenario.





Overall most of the employers are satisfied with the current syllabus.

[Signature]

Coordinator, IQAC
Arts, Science & Commerce
College, Indapur, Dist-Pune



[Signature]

PRINCIPAL
ARTS, SCIENCE AND
COMMERCE COLLEGE
INDAPUR-413106 DIST-PUNE



Action Taken Report – 2020-21

To enhance our academic offerings, we actively sought feedback from various stakeholders during the 2019-20 academic year. In response to the concerns raised, we promptly investigated and took disciplinary action against faculty members Dange Arti Yuvraj and Ransing Mahadevi Shivaji, who failed to meet student expectations.

The positive feedback and appreciation we received from stakeholders validated our commitment to addressing their input and implementing necessary improvements.

Current Academic Year:


Building on this success, we continued to prioritize stakeholder feedback by collecting input from students, alumni, employers, and faculty on the course syllabi. The analysis of this feedback highlighted two key areas for improvement:

- **Increased Industrial Exposure:** Stakeholders suggested organizing more industrial visits to provide students with practical, real-world experience.
- **Enhanced Analytical Skills:** Feedback indicated a need to emphasize learning through analysis, particularly at a microscale level.

We have shared these insights with the relevant authorities to facilitate further action and implementation.

By actively listening to our stakeholders and taking decisive action, we provide a high-quality educational experience that meets the evolving needs of our students and the industry.

Coordinator, IQAC
Arts, Science & Commerce
College, Indapur, Dist-Pune



PRINCIPAL
ARTS, SCIENCE AND
COMMERCE COLLEGE
INDAPUR-413106 DIST-PUNE



Feedback Committee

Report of

Feedback Analysis on Curriculum

(Student, Teacher, Employer and Alumni)

Academic Year: 2019-20

Submitted to

Internal Quality Assurance Cell

Submitted to

Internal Quality Assurance Cell

Feedback Analysis Report

Introduction and Objectives:

Indapur Taluka Shikshan Prasarak Mandal's Arts, Science, and Commerce College, a cornerstone of education in Indapur, was founded in 1972. With a commitment to holistic development, the college strives to nurture students from the surrounding rural areas, empowering them to become both successful entrepreneurs and skilled professionals in their chosen fields.

To ensure that the college's curriculum remains relevant and effective, an annual survey is conducted to gauge the satisfaction of all stakeholders: students, faculty, employers, and alumni. This comprehensive feedback mechanism is crucial for monitoring and evaluating the educational provision and making necessary adjustments. By actively listening to the voices of its stakeholders, the college aims to create a dynamic and responsive learning environment. The college is permanently affiliated with Savitribai Phule Pune University and adheres to the prescribed curriculum. Positive or negative feedback from stakeholders serves as a valuable compass, guiding the institution towards continuous improvement. By prioritizing the opinions of its diverse community, the college reaffirms its dedication to providing a high-quality education that meets the evolving needs of its students and society.

Methodology

Each year, feedback forms are made accessible on the college website. Additionally, links to these forms are shared with stakeholders through their respective Class WhatsApp groups. Participation in the survey is voluntary. For the academic year 2019-20, the college enrolled 2940 students. A total of 301 students, 20 alumni, 30 teachers, and 10 employers responded to the survey. The analysis presented in this report is based on the insights gathered from these stakeholders.

Design of Feedback

The responses from the students were collected on the five-point scale

4 – Above 90%

3 – 70 – 89%

2 – 50 – 69%

1 – 30 – 49%

0 – Below 29%


And the responses from the teachers, alumni and employers were collected on the three-point scale.

1. Yes

2. No

3. Can't decide

Overall Evaluation

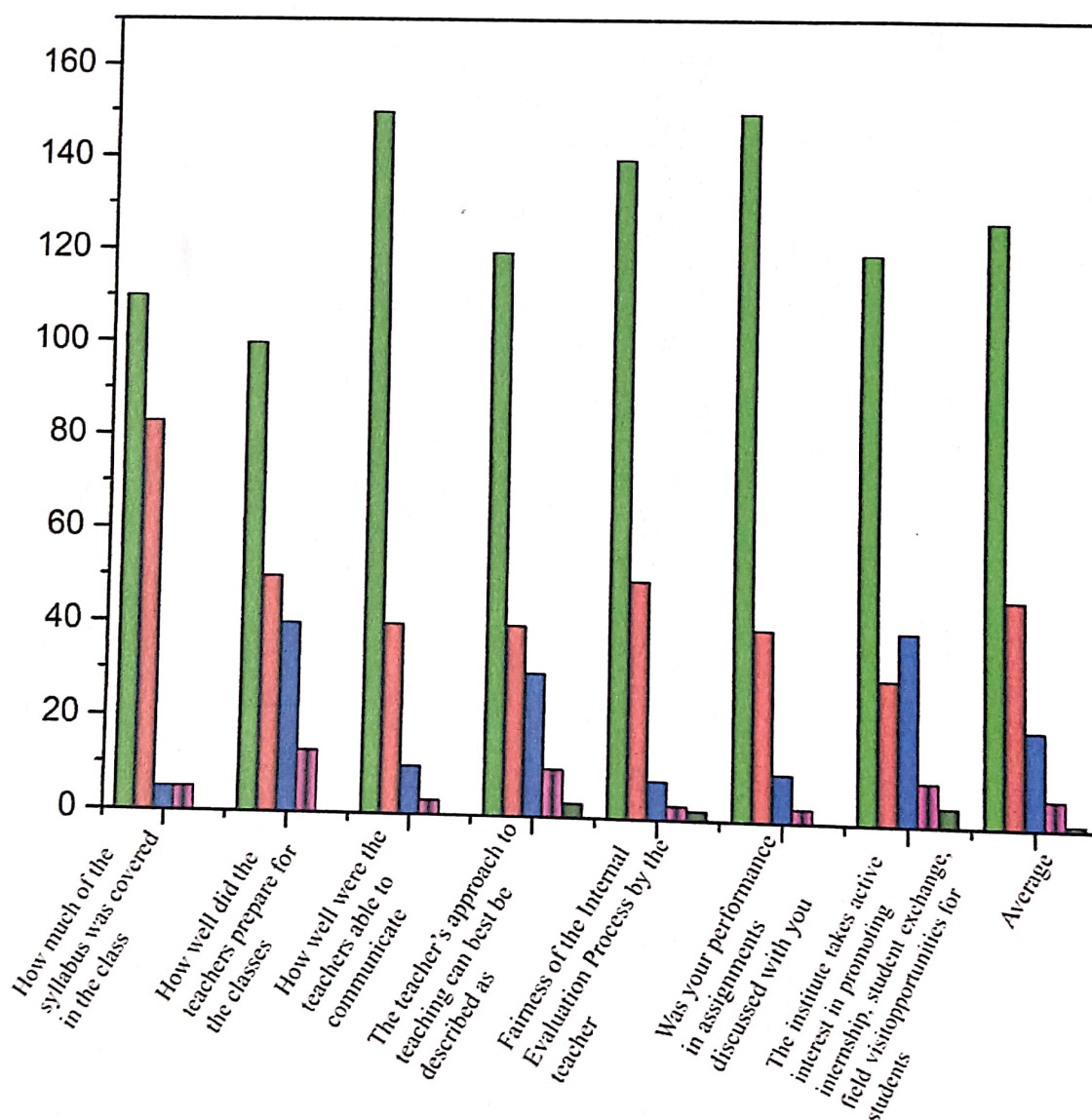


- The Feedback Committee collected and analyzed feedback from all stakeholders, quantifying their opinions on each parameter as a percentage.

Student Feedback

Savitribai Phule Pune University (SPPU) recently conducted a survey to gather feedback from 301 students across various programs. The aim was to evaluate the quality of education, teaching methodologies, and overall student experience. The survey results provide valuable insights into areas of strength and areas requiring improvement.

Following chart and table shows the summary of the responses given by students for each parameter.

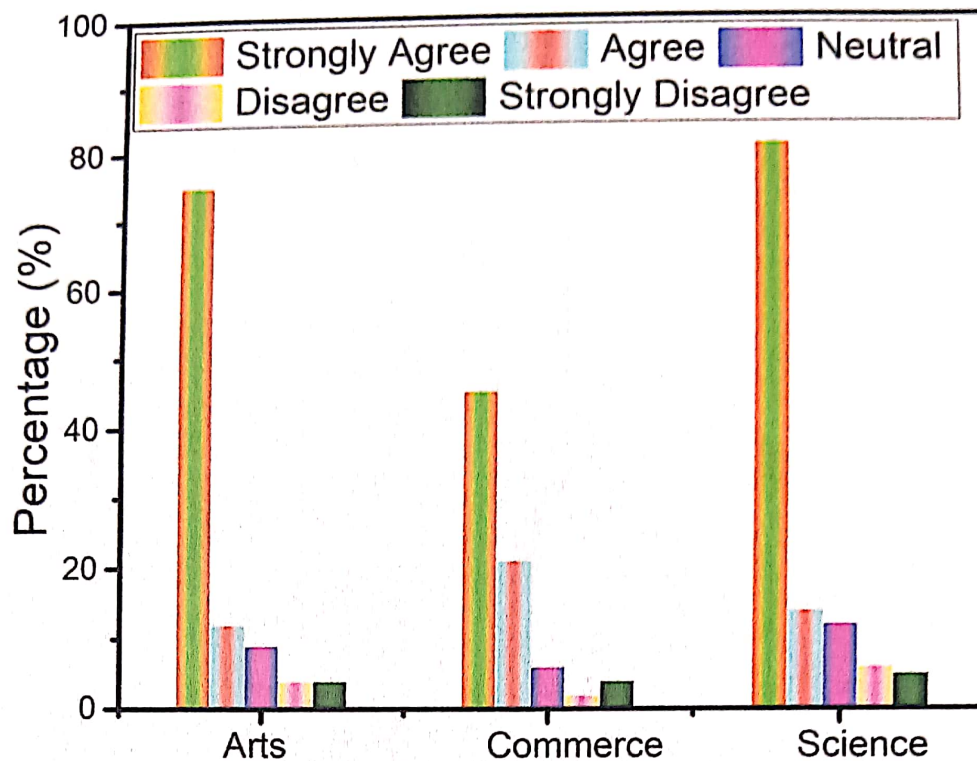


	Strongly Agree	Agree	Neutral	Disagree	Strongly Disagree
How much of the syllabus was covered in the class	190	90	10	10	1
How well did the teachers prepare for the classes	250	30	20	1	0
How well were the teachers able to communicate	190	80	25	3	2
The teacher's approach to teaching can best be described as	185	101	12	3	0
Fairness of the Internal Evaluation Process by the teacher	201	50	40	5	5
Was your performance in assignments discussed with you	150	120	26	4	1
The institute takes active interest in promoting internship, student exchange, field visit opportunities for students	165	121	13	2	0
Average	190.1	84.5	20.8	4	1.2

About 35% of students oppose or refute the opinion, while 63% strongly agree and 30% agree with the full curriculum that was covered in class. While 6.6% of students are neutral and one student disagrees, 83% of students strongly agree and 10% agree with the teachers' preparedness in the classroom. Sixty-three percent of pupils highly agree with the teacher's communication with them, whereas 26.5% agree with the parameter. Roughly 1.3 percent of students disagree with the viewpoint, while 8.3 percent are neutral. While 33.5% of students agree with the parameter, over 61% of students significantly value the professors' instructional abilities. One percent disagree or strongly disagree, while four percent are unable to make a decision and hence remain neutral.

66.7 % of students feel that teachers fairly evaluate their pupils in internal exams, while 16.6 percent disagree. However, roughly 3% of students disagree or strongly agree with the viewpoint, while roughly 13% of students are neutral. 99 % percent of stakeholders feel that professors fairly evaluate students' performance on assignments, while 39.8 % of students concur. However, roughly 8.6% of the students disagree with the parameter or are keeping indifferent. 95% of students, 4% are neutral, and 1% disagree or strongly disagree with the opinion, according to our institute, which actively promotes internships, student field trips, and student exchange programs.

Overall feedback for each evaluation point is more than the average value (4.2).



Many students (80% in the arts, 93% in business, and 95% in science) fully support the graduation's existing curriculum. No students are against the current curriculum. Additionally, some students (2% in the arts and 2% in science) decide to stay neutral.


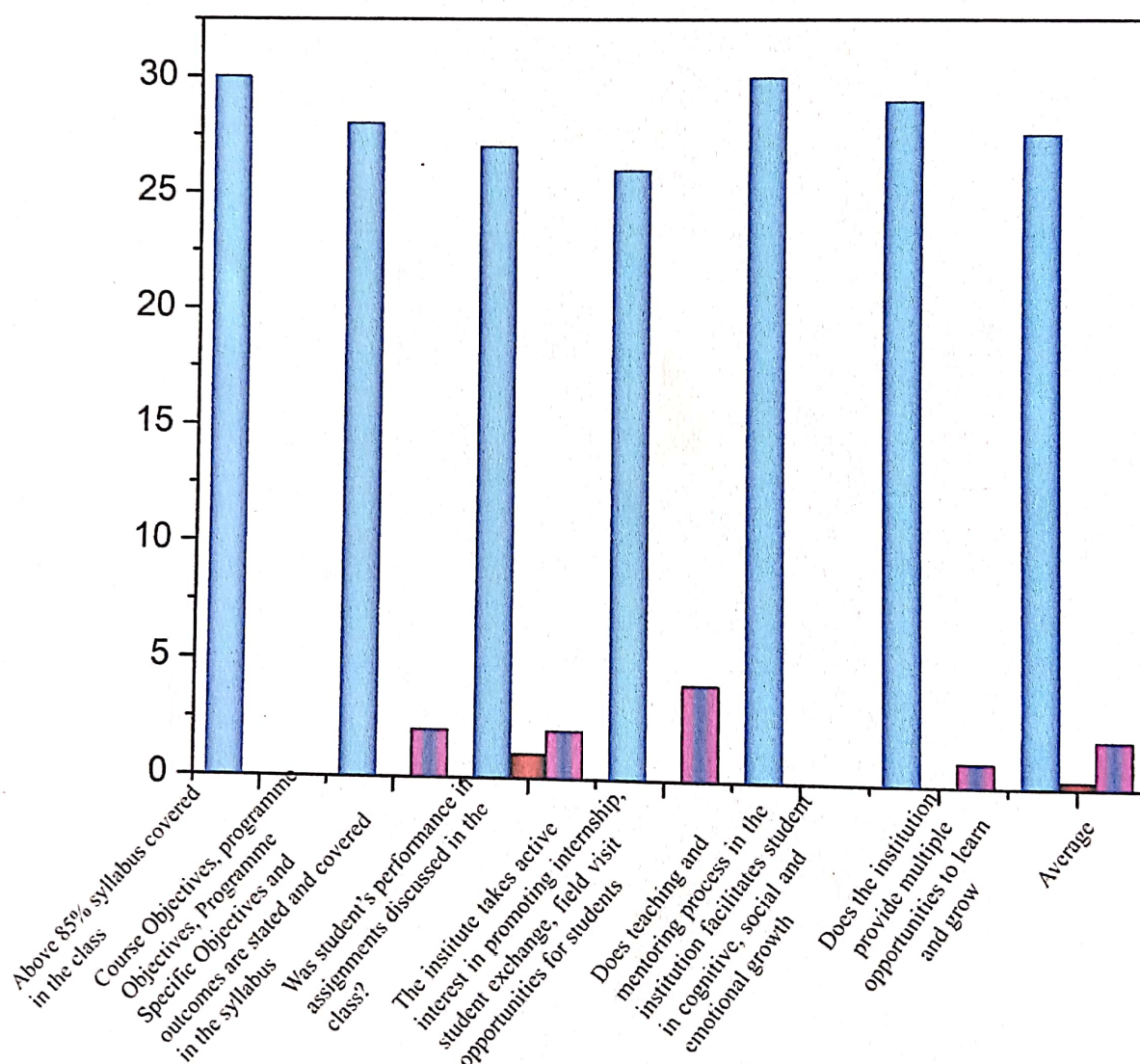


Teacher's Feedback

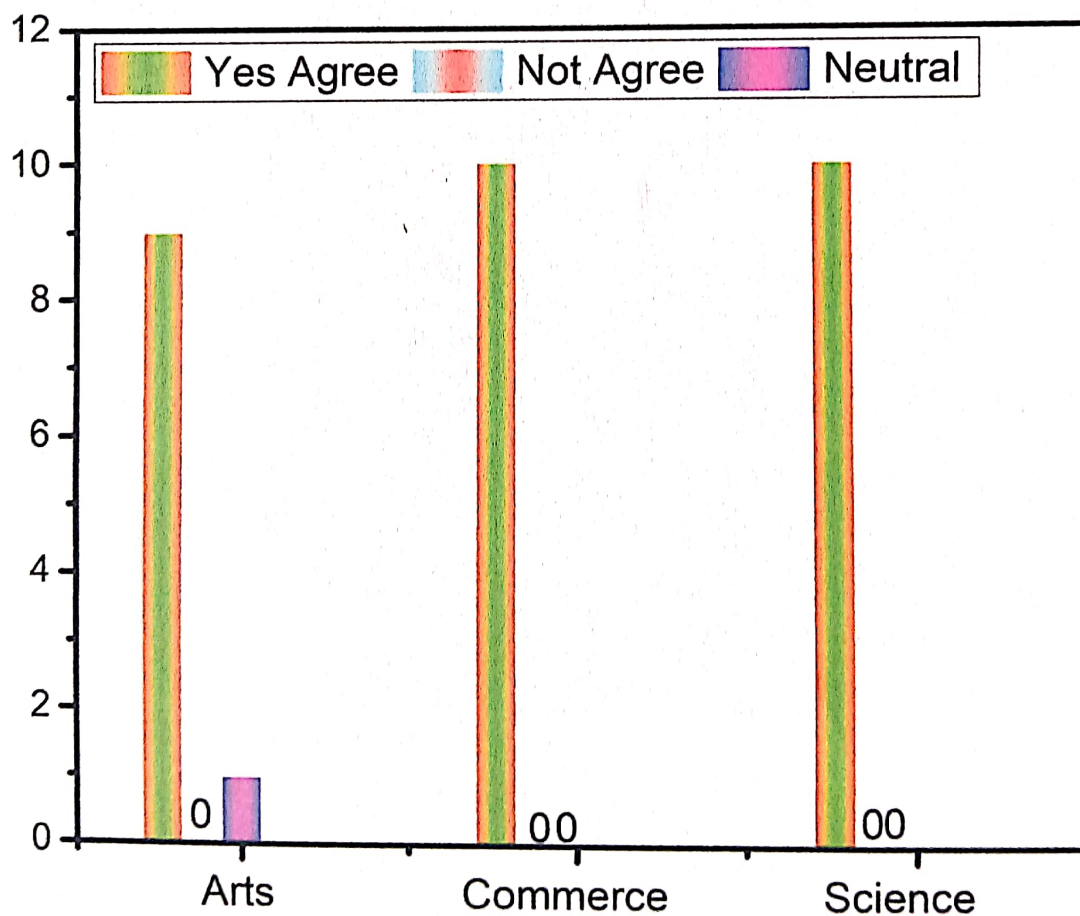
Savitribai Phule Pune University has received feedback from 30 teachers on the syllabi of various programs. Among the respondents, 10 were male and 20 were female. The provided table summarizes the teacher feedback for each parameter.

By analyzing this data, we can gain insights into overall satisfaction, parameter-wise performance, gender-based differences, and key themes in the feedback. We can then use these insights to provide actionable recommendations, such as curriculum revision, faculty development, and improved student feedback mechanisms.

To visualize the findings effectively, we can employ bar charts, pie charts, and word clouds. By leveraging these techniques, we can clearly communicate the results and support evidence-based decision-making for the university.




Sr. No	Particulars	Yes	No	Can't Decide
1	Above 85% syllabus covered in the class	30	0	0
2	Course Objectives, program Objectives, Program Specific Objectives and outcomes are stated and covered in the syllabus	28	0	2
3	Was student's performance in assignments discussed in the class?	27	1	2
4	The institute takes active interest in promoting internship, student exchange, field visit opportunities for students	26	0	4
5	Does teaching and mentoring process in the institution facilitates student in cognitive, social and emotional growth	30	0	0
6	Does the institution provide multiple opportunities to learn and grow	29	0	1
7	Average	27.6	0.3	2



A survey of 30 teachers from Savitribai Phule Pune University revealed positive feedback on the university's programs. The majority (93%) of respondents agreed that the course and program objectives were clear and well-integrated into the syllabus. Additionally, nearly 90% of teachers were satisfied with the teaching and mentoring process in the institution.

evident, with 86.6% of teachers affirming its support for internships, student exchanges, and field visits. All respondents agreed that the institution's teaching and mentoring practices fostered students' cognitive, social, and emotional growth. Furthermore, 97% of teachers acknowledged the university's provision of diverse learning opportunities. Most of the time overall feedback for evaluation point is more than the average value (4.2).

Most of the teachers agree with the current curriculum of the graduation and post-graduation level. There is only 2% of commerce and 2% from arts faculty members who cannot decide about the current syllabus.



Alumni Feedback

A comprehensive analysis of feedback from 25 alumni of Savitribai Phule Pune University provides valuable insights into the perceived effectiveness of the current syllabus across various programs. The survey, which included 18 male and 7 female respondents, focused on key parameters such as overall development, global competence, and employability.

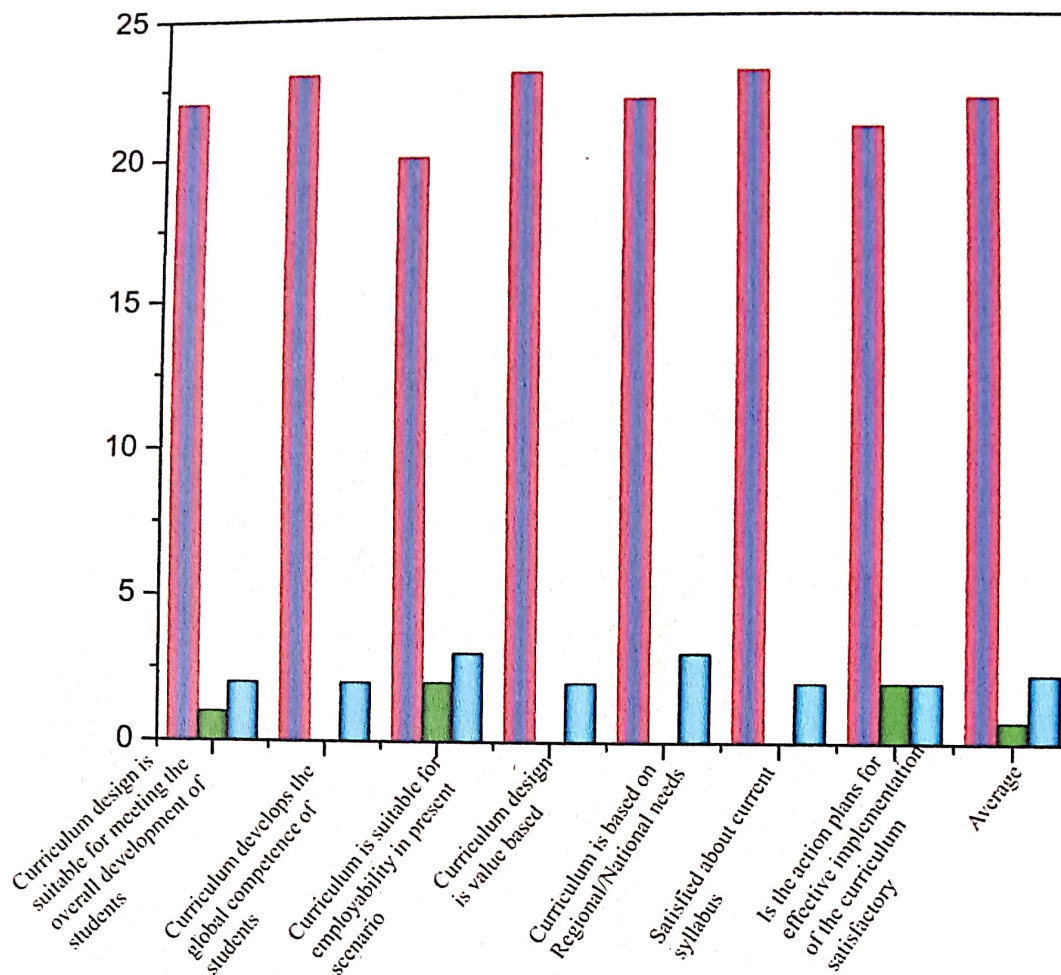
Sr. No	Particulars	Yes	No	Can't Decide
1	Curriculum design is suitable for meeting the overall development of students	22	1	2
2	Curriculum develops the global competence of students	23	0	2
3	Curriculum is suitable for employability in present scenario	20	2	3
4	Curriculum design is value based	23	0	2
5	Curriculum is based on Regional/National needs	22	0	3
6	Satisfied about current syllabus	23	0	2
7	Is the action plans for effective implementation of the curriculum satisfactory	21	2	2
8	Average	22	0.71	2.28

Overall Satisfaction: A significant majority of 88% of alumni expressed satisfaction with the current syllabus for its contribution to overall student development. Only 4% disagreed, while 8% remained undecided.

Global Competence: A substantial 92% of alumni believed the syllabus adequately equips students with the necessary skills and knowledge for global competence.

Employability: A significant portion (80%) of alumni were satisfied with the syllabus's ability to prepare graduates for current job market demands. 12% were undecided, and 8% disagreed.





Faculty-Wise Perception:

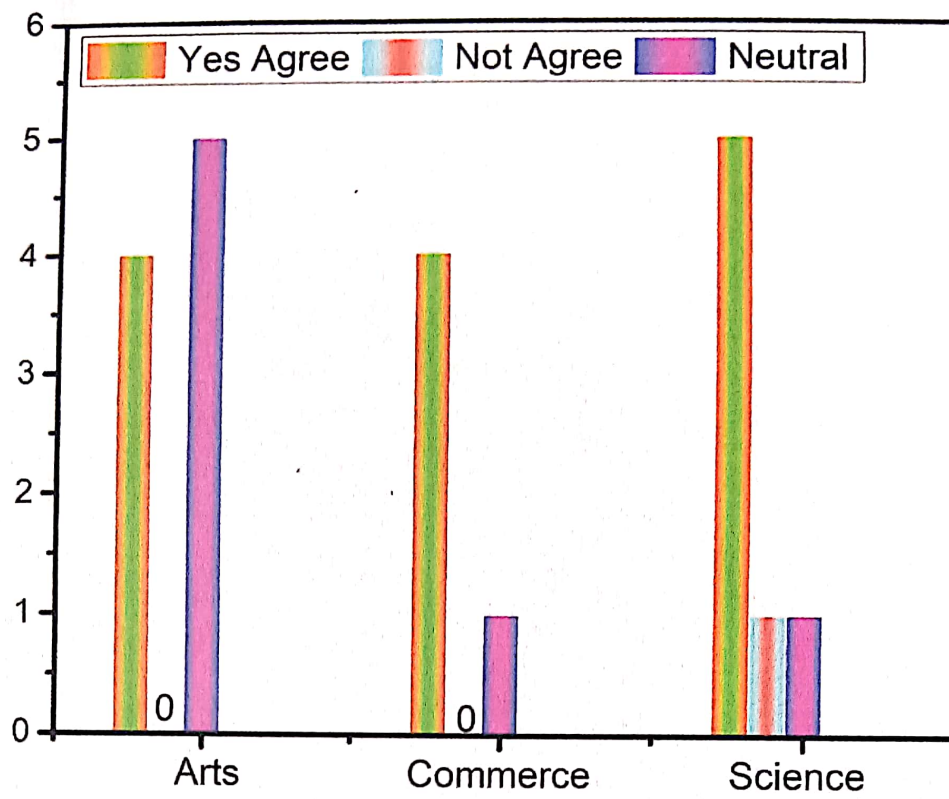
Arts: A resounding 94% of alumni from the Arts faculty were satisfied with the current syllabus.

Commerce: 85% of alumni from the Commerce faculty expressed satisfaction.

Science: 90% of alumni from the Science faculty were content with the syllabus.

By addressing these areas, Savitribai Phule Pune University can further solidify its position as a leading institution and equip its graduates with the necessary skills to excel in a dynamic and globalized world.






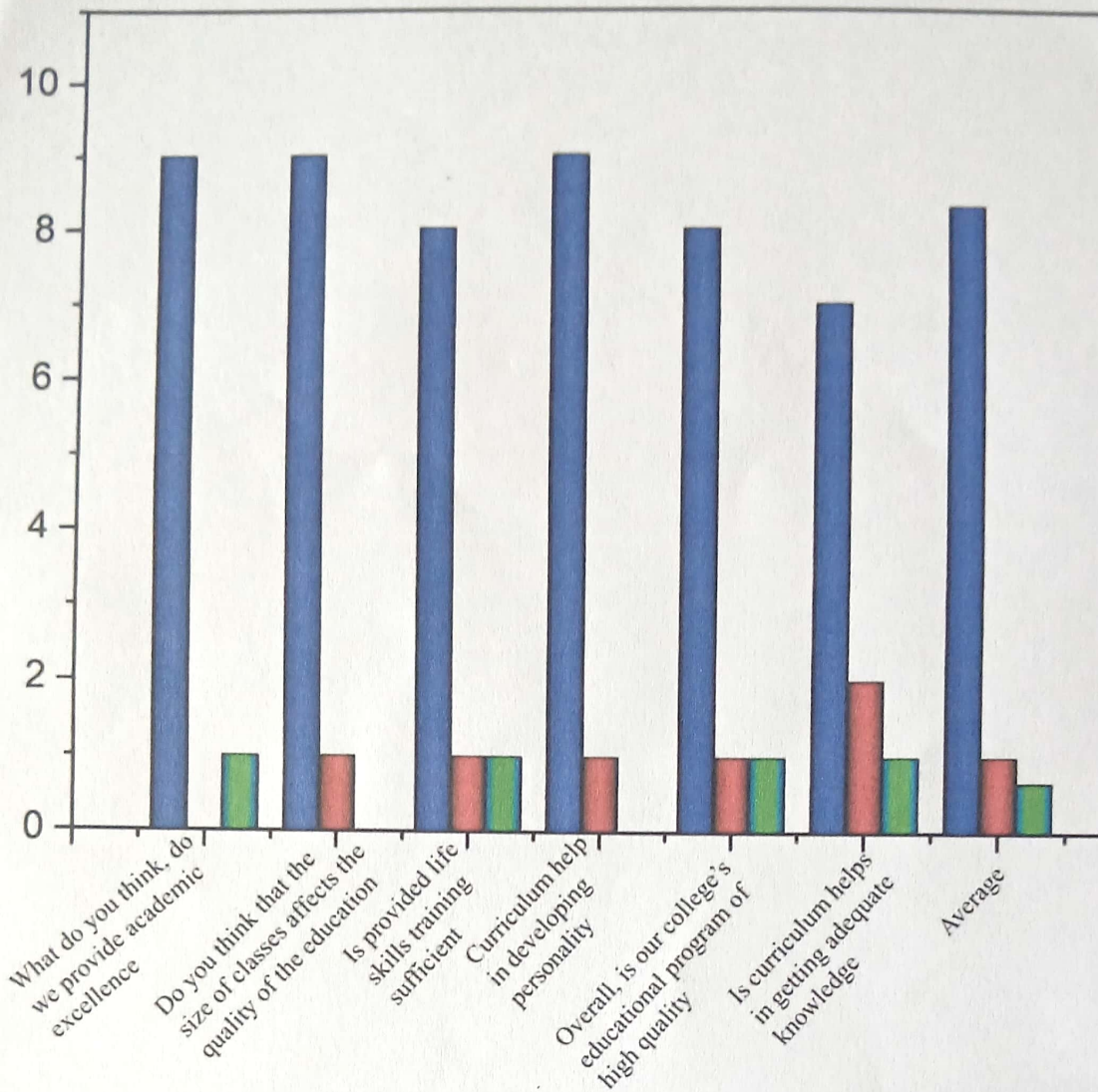
Employers Feedback

We have received 10 employer's feedback on the syllabus of various programmes designed by Savitribai Phule Pune University. Following chart and table show the summary (in %) of the responses given by employer for each parameter.

Sr. No	Particulars	Yes	No	Can't Decide
1	What do you think, do we provide academic excellence	9	0	1
2	Do you think that the size of classes affects the quality of the education	9	1	0
3	Is provided life skills training sufficient	8	1	1
4	Curriculum help in developing personality	9	1	0
5	Overall, is our college's educational program of high quality	8	1	1
6	Is curriculum helps in getting adequate knowledge	7	2	1
7	Average	8.3	1	0.66

About 90 % employers agree with the college providing excellence to the students 10% are not able to decide. Almost 90 % of the employers thinks that size of the class affects the quality of the education while 10 % did not agree with it. About 80 % of the employers satisfied with the life skills provided by the college and 10% are not satisfied with the training provided by the college 10 % cannot decide for the parameter. 90% of the employers agree with the curriculum helps to develop personality of the students whereas 10% employers do not agree with the current syllabus. About 80% employers agree with the college is providing high quality education through various programs to the students whereas 10% are not agree with the opinion. And 10 % of the employers cannot decide that the curriculum is helps in getting adequate knowledge to the students and 20% employer do not agree while 70% employers agree with the scenario.





Overall, most of the employers are satisfied with the current syllabus.

Coordinator, IQAC
Arts, Science & Commerce
College, Indapur, Dist-Pune



*** PRINCIPAL**
ARTS, SCIENCE AND
COMMERCE COLLEGE
INDAPUR-413106 DIST-PUNE



Action Taken Report– 2019-20

Savitribai Phule Pune University prioritizes continuous improvement by actively engaging with various stakeholders. This collaborative approach involves gathering feedback from faculty, students, employers, and alumni to refine course curricula and enhance overall academic experience.

Key stakeholders play crucial roles in shaping the university's academic landscape:


- **Faculty** design and deliver courses, evaluate student performance, and participate in curriculum review processes.
- **Students** provide invaluable feedback on course content, teaching methods, and facilities, contributing to a more student-centric learning environment.
- **Employers** share insights into industry needs and graduate preparedness, ensuring curriculum relevance and aligning with market expectations.
- **Alumni** offer valuable perspectives on long-term career outcomes and suggest improvements based on their experiences.

The university's commitment to quality is evident in its proactive response to feedback. By analyzing student feedback, addressing concerns about teaching quality and communication skills, and taking appropriate action, the institution strives to maintain high academic standards.

Furthermore, the university actively seeks employer feedback to enhance faculty and staff performance, fostering a collaborative relationship between academia and industry.

Through these concerted efforts, Savitribai Phule Pune University aims to provide a comprehensive and impactful educational experience that empowers students to succeed in their academic and professional endeavors.

Coordinator, IQAC
Arts, Science & Commerce
College, Indapur, Dist-Pune



PRINCIPAL
ARTS, SCIENCE AND
COMMERCE COLLEGE
INDAPUR-413 106 DIST-PUNE



Feedback Committee

Report of

Feedback Analysis on Curriculum (Student, Teacher, Employer and Alumni)

Academic Year: 2018-19

Submitted to

Internal Quality Assurance Cell

Submitted to

Internal Quality Assurance Cell

Feedback Analysis Report

Introduction and Objectives:

The Arts, Science, and Commerce College of Indapur Taluka Shikshan Prasarak Mandal was founded in 1972 with the goal of promoting the general development of students from surrounding rural areas. The college works to give these students the tools they need to succeed as professionals and entrepreneurs in their chosen industries. The college administers yearly surveys to determine how satisfied all parties—students, instructors, employers, and alumni—are with the curriculum in order to guarantee ongoing progress. The college follows the established curriculum and has a permanent affiliation with Savitribai Phule Pune University. The success of the college depends on comprehending and acting upon stakeholder feedback. The school can efficiently monitor, assess, and improve its educational offerings by paying attention to what they have to say.

Methodology

We want all parties involved—students, staff, employers, and alumni—to submit comments on the college website each year. The link to the feedback form is posted on the college website and in the corresponding class WhatsApp groups. It is completely voluntary to participate. About 203 students, 20 alumni, 30 faculty members, and 10 employers out of the 2991 admitted students for the 2018–19 school year answered the survey. The information acquired from these respondents served as the foundation for the study in this research.

Design of Feedback

The responses from the students were collected on the five-point scale

4 – Above 90%

3 – 70 – 89%

2 – 50 – 69%

1 – 30 – 49%

0 – Below 29%

And the responses from the teachers, alumni and employers were collected on the three-point scale.


1. Yes

2. No

3. Can't decide

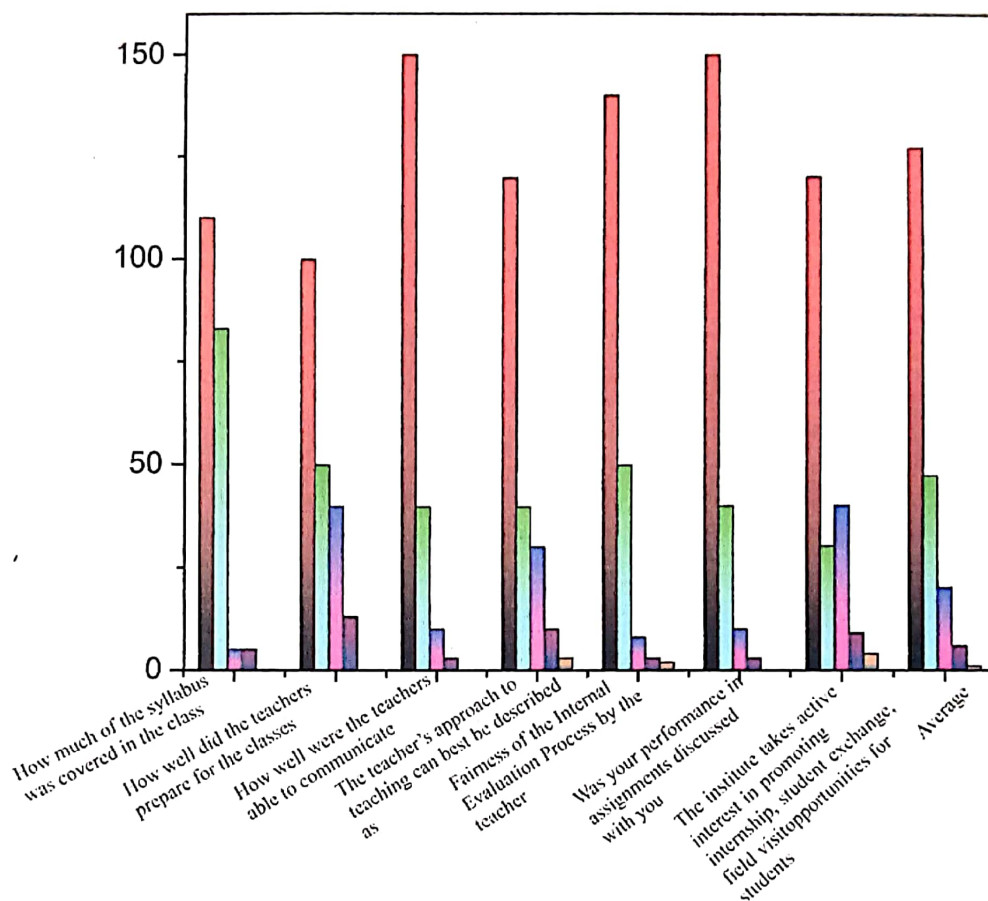
Overall Evaluation

The feedback was collected and reviewed by the college's Feedback Committee. The percentage of each stakeholder's opinion about each criterion is collected.



Student Feedback

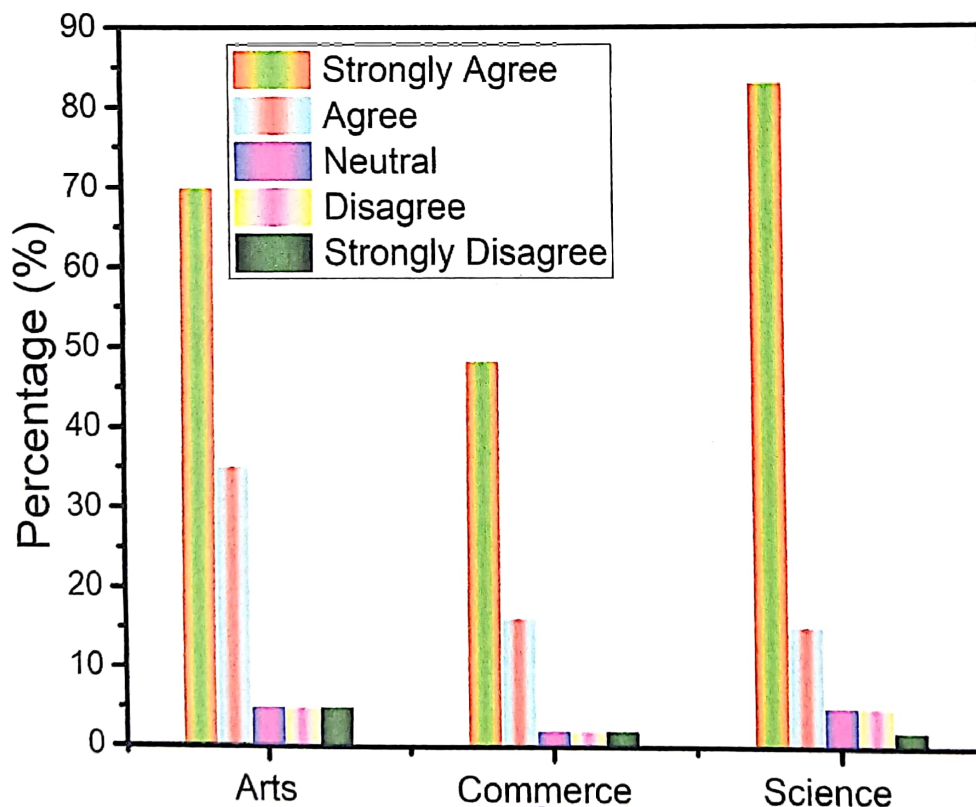
In terms of gender, program level, and course, the sample of respondents is generally representative of the student body. 203 student comments regarding the curriculum of the different programs created by Savitribai Phule Pune University have been sent to us. The survey sample consists of 83 male candidates and 120 female candidates. Following chart and table shows the summary of the responses given by students for each parameter.



	Strongly Agree	Agree	Neutral	Disagree	Strongly Disagree
How much of the syllabus was covered in the class	110	83	5	5	0
How well did the teachers prepare for the classes	100	50	40	13	0
How well were the teachers able to communicate	150	40	10	3	0
The teacher's approach to teaching can best be described as	120	40	30	10	3
Fairness of the Internal Evaluation Process by the teacher	140	50	8	3	2
Was your performance in assignments discussed with you	150	40	10	3	0
The institute takes active interest in promoting internship, student exchange, field visit opportunities for students	120	30	40	9	4
Average	127	47	20	6	1

About 54% of students strongly agree and 41% agree with the whole syllabus that was discussed in class, compared to 2% who disagree and 2% who deny. While 20% of students are neutral and 6% disagree, 49% of students highly approve and 25% agree with the teachers' preparedness in the classroom. 76% of students highly agree with the teacher's communication with them, but just 19 % agree with the parameter. Approximately 1% of students disagree with the viewpoint, whereas 5% of students are neutral. While 19% of students agree with the parameter, 59% of students really value the professors' teaching abilities. 6% percent disagree or strongly disagree, while 14% of students are unable to make a decision and hence remain neutral.

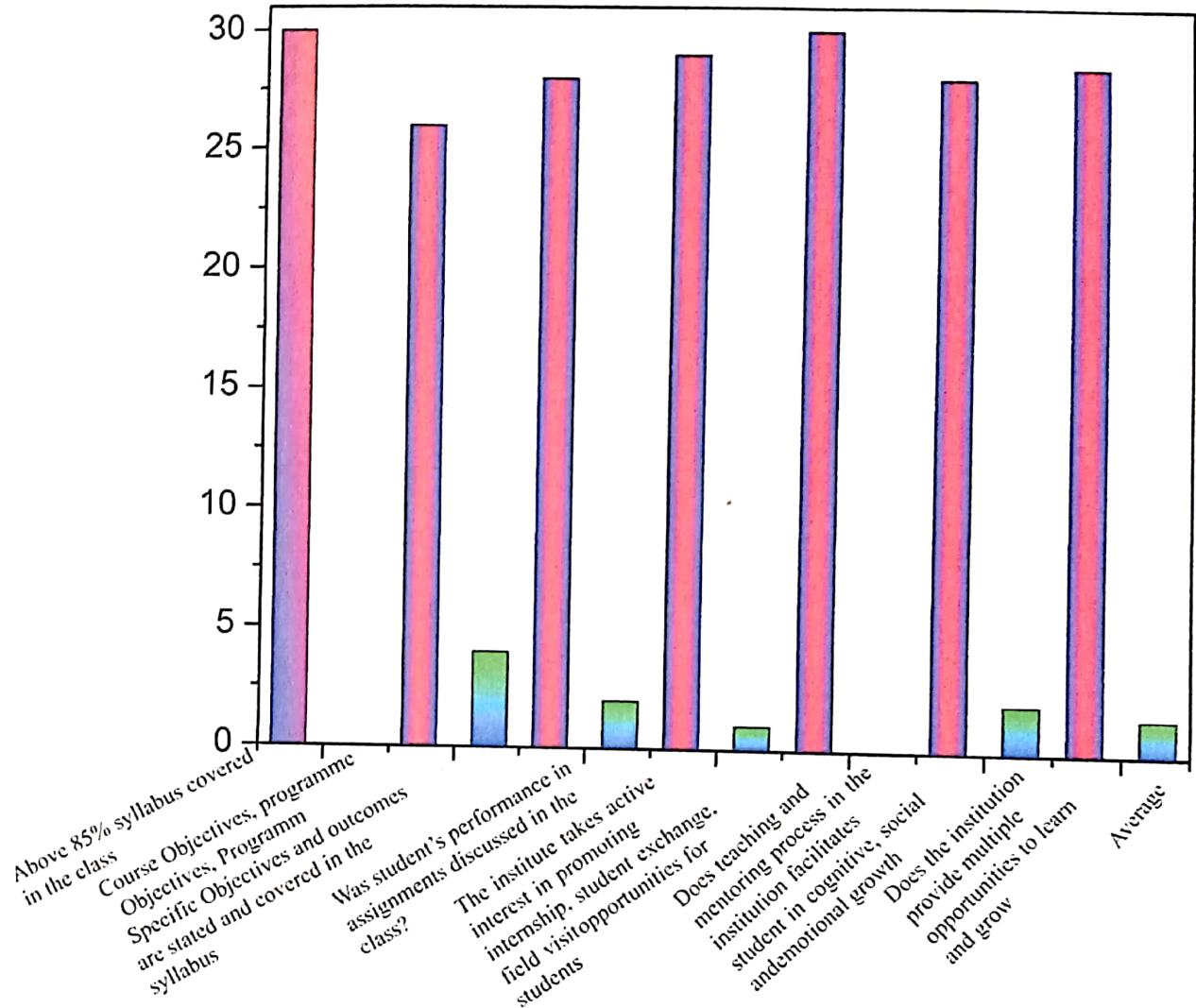
According to the 70% of students who agree and the 25% who disagree, teachers fairly assess their pupils in internal exams. However, roughly 6% of the students disagree with the viewpoint or are staying neutral. While just 19% of students concur, 75% of stakeholders believe that teachers fairly evaluate students' performance on assignments. However, roughly 6% of the students disagree with the parameter or are staying neutral. According to our institute, which actively promotes internships, student field trips, and student exchange programs, 75% of students have a neutral opinion, 20% are indifferent, and 6% disagree or strongly disagree.



Overall feedback for each evaluation point is more than the average value (4.2). The majority of students (96% in the arts, 97% in business, and 93% in science) strongly support the graduation's existing curriculum. No students are against the current curriculum. Additionally, some students (2% in the arts and 2% in science) decide to stay neutral.

Teacher's Feedback


We have received feedback from 30 teachers on the syllabus of various programmes designed by Savitribai Phule Pune University. There are 15 males and 15 female respondents in the survey sample. Following table shows the summary of the responses given by teacher for each parameter.



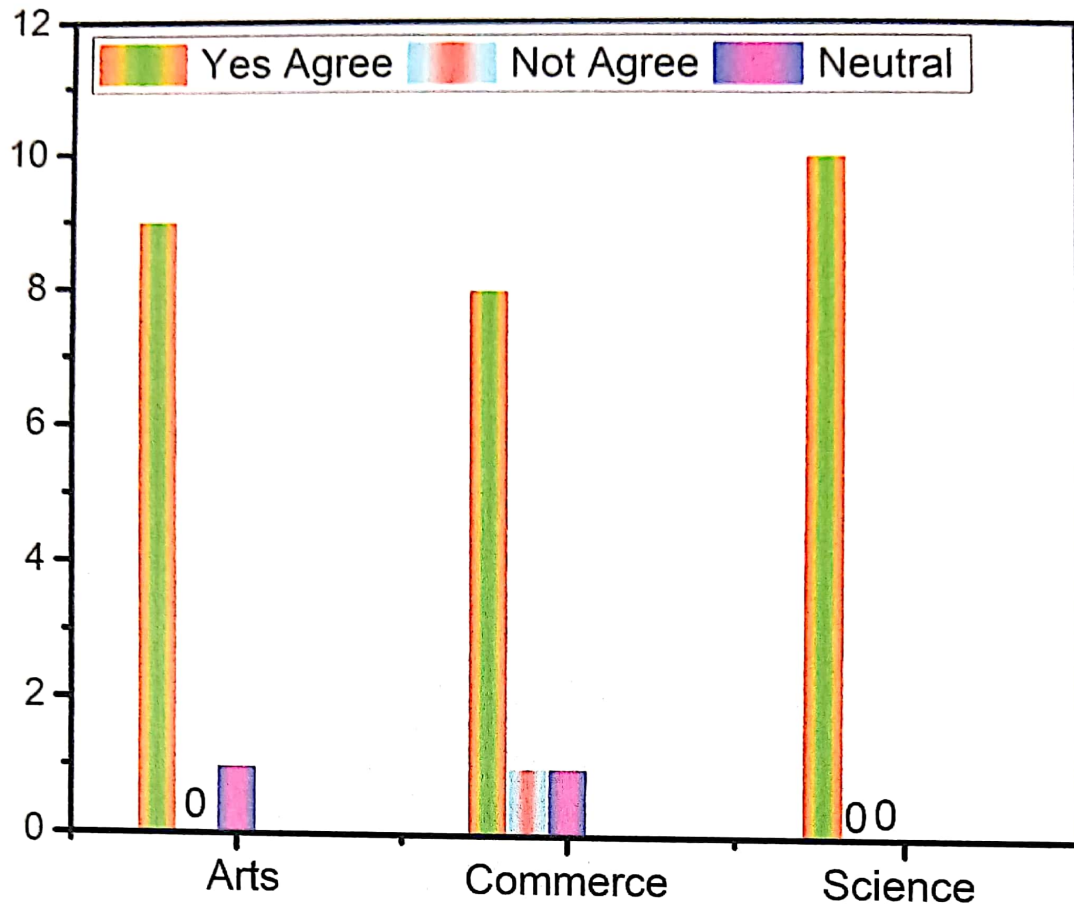
Sr. No	Particulars	Yes	No	Can't Decide
1	Above 85% syllabus covered in the class	30	0	0
2	Course Objectives, programme Objectives, Programme Specific Objectives and outcomes are stated and covered in the syllabus	26	0	4
3	Was student's performance in assignments discussed in the class?	28	0	2
4	The institute takes active interest in promoting internship, student exchange, field visit opportunities for students	29	0	1
5	Does teaching and mentoring process in the institution facilitates student in cognitive, social and emotional growth	30	0	0
6	Does the institution provide multiple opportunities to learn and grow	28	0	2
	Average	28.5	0	1.5

All the teachers has covered almost 100% syllabus in the academic year. About 86.6 teachers agree with the course objectives, program objectives, program specific objectives and outcomes are stated and covered in the syllabus and 13.4% teachers cannot decide. About 94% teachers are convinced with the performance of the students discussed in the class and 6% teachers not able to decide. About 97% teachers are agree with the active interest of the college in promoting internship, student exchange, field visit opportunities for students and 3% of the teachers cannot decide. 100% teachers agree with the teaching and mentoring process in the institution facilitates student in cognitive, social and emotional growth.

Almost 97% teachers are accepted that the college provides multiple opportunities to learn and grow where as 3% teachers are not able to decide for the same.

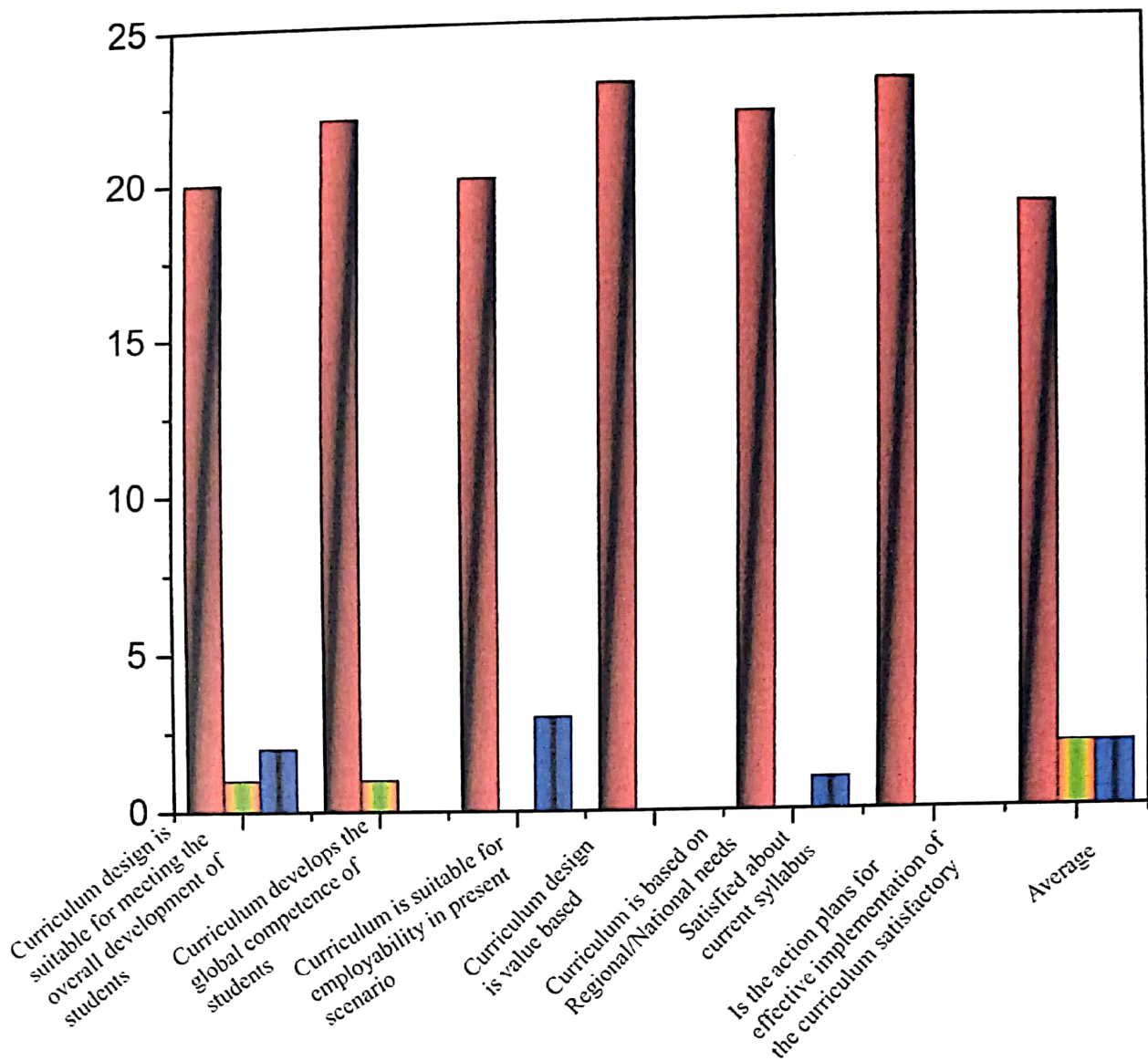


Most of the time overall feedback for evaluation point is more than the average value (4.2)



Most of the teachers agree with the current curriculum of the graduation and post graduation level. There is only 2% of commerce and 2% from arts faculty members who cannot decide about the current syllabus.





Alumni Feedback

We are received 23 alumnus feedbacks on the syllabus of various programmes designed by Savitribai Phule Pune University. There are 10 female and 13 male respondents in the survey sample. Following chart and table shows the summary (in %) of the responses given by alumnus for each parameter.

Sr. No	Particulars	Yes	No	Can't Decide
1	Curriculum design is suitable for meeting the overall development of students	20	1	2
2	Curriculum develops the global competence of students	22	1	0
3	Curriculum is suitable for employability in present scenario	20	0	3
4	Curriculum design is value based	23	0	0
5	Curriculum is based on Regional/National needs	22	0	1
6	Satisfied about current syllabus	23	0	0
7	Is the action plans for effective implementation of the curriculum satisfactory	19	2	2
8	Average	21.28	0.57	1.42

About 87% of alumni think the current syllabus of the course program is suitable for overall development of the student and 9 % of it can't decide whereas only 4% of the alumni did not agree with the syllabus for overall development of the student. For global competence current syllabus is suitable says about 96% alumni while 4% not agree with the opinion. 87% alumni satisfied with the syllabus which is capable of employability in the current scenario while 13% did not agree with the opinion.



Employers Feedback

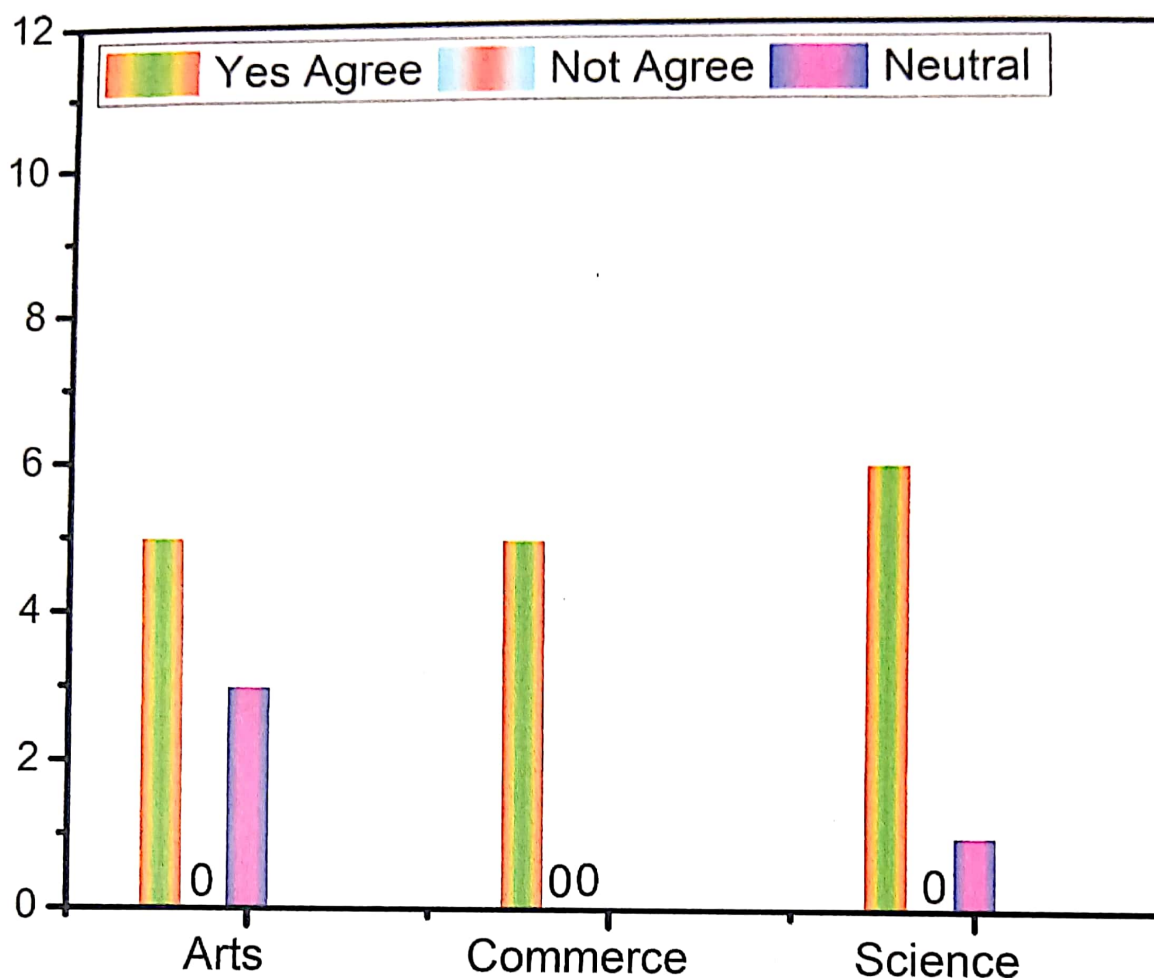
We have received 10 employer's feedback on the syllabus of various programmes designed by Savitribai Phule Pune University. Following chart and table show the summary (in %) of the responses given by employer for each parameter.

Sr. No	Particulars	Yes	No	Can't Decide
1	What do you think, do we provide academic excellence	10	0	0
2	Do you think that the size of classes affects the quality of the education	8	2	0
2	Is provided life skills training sufficient	9	1	0
41	Curriculum help in developing personality	8	2	0
5	Overall, is our college's educational program of high quality	9	1	0
6	Curriculum is helps in getting adequate knowledge	7	2	1
7	Average	8.5	1.3	1

All the employers 100% agree with the college providing excellence to the students. About 80% of the employer thinks that size of the class affect the quality of the education while 20% did not agree with it. 80 % of the employers satisfied with the life skills provided by the college and 20% are not satisfied with the training provided by the college. 80% of the employers agree with the curriculum helps to develop personality of the students whereas 20% employers do not agree with the current syllabus. About 90% employers agree with the college is providing high quality education through various programs to the students whereas 10% are not agree with the opinion. 10 % of the employers cannot decide that the curriculum is helps in getting adequate knowledge to the students and 20% employer do not agree while 70% employers agree with the scenario.

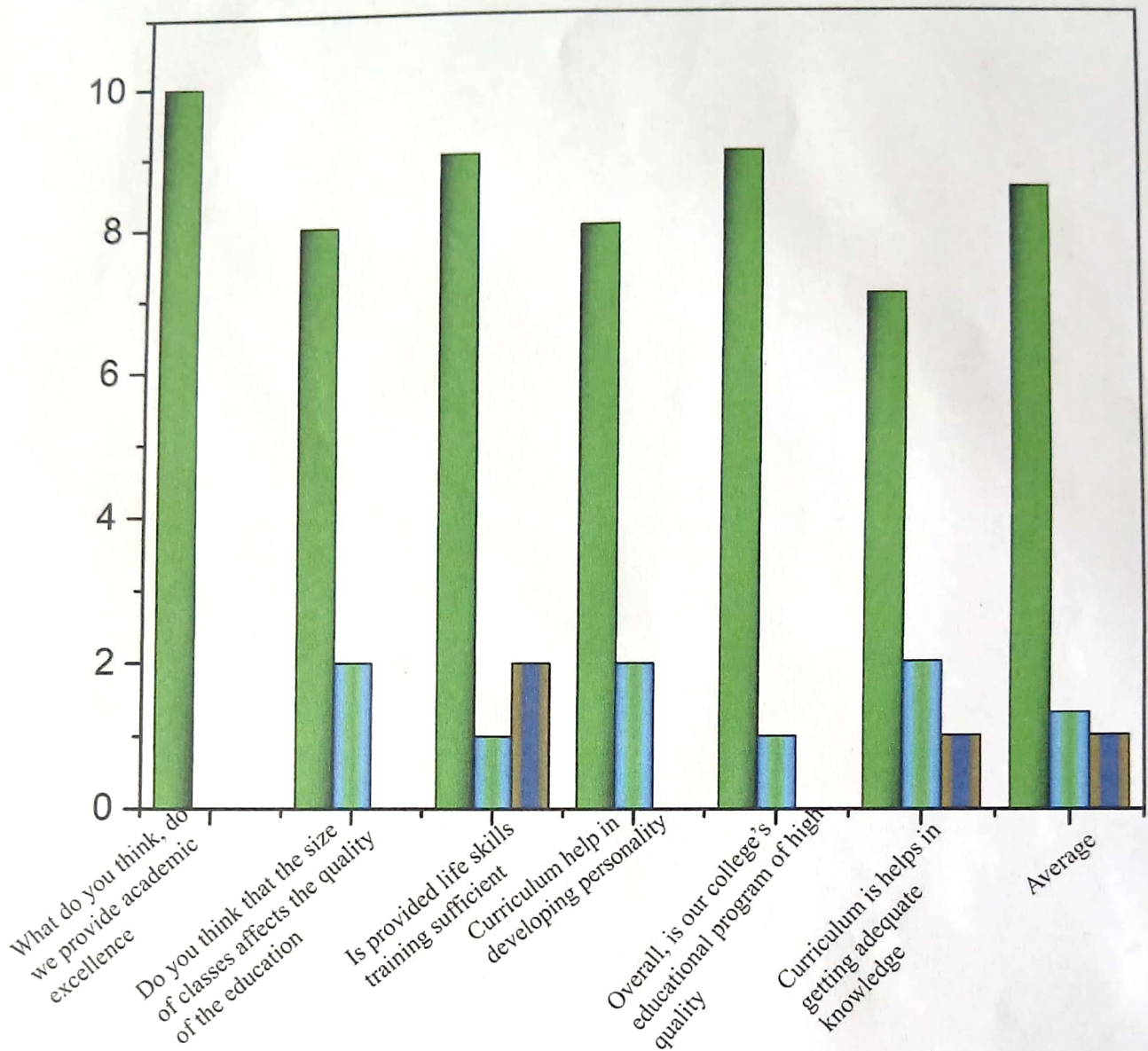


Overall feedback for each evaluation point is more or less above the average value (4.2) except parameter fifth and seventh.



Most of the alumni who did their graduation from arts and commerce and science faculty (94%, 85%, 90%) completely agree with the current syllabus adopted by institution, whereas some of the alumnus 6% from arts, 15% from commerce and 10% from science stream do not agree with it.





Overall most of the employers are satisfied with the current syllabus.

[Signature]

Coordinator, IQAC
Arts, Science & Commerce
College, Indapur, Dist-Pune



[Signature]
PRINCIPAL
ARTS, SCIENCE AND
COMMERCE COLLEGE
INDAPUR-413106 DIST-PUNE



Action Taken Report– 2018-19

Stakeholder Engagement and Feedback:

- **Student Feedback:** The college actively seeks input from students through feedback forms, meetings, and surveys. This allows for direct communication and identification of areas for improvement.
- **Alumni Feedback:** Insights from alumni help gauge the long-term impact of the curriculum and identify industry expectations.
- **Employer Feedback:** Employers' perspectives are crucial in aligning the curriculum with industry needs and ensuring graduates are well-prepared for the workforce.
- **Faculty Feedback:** Teachers' expertise and experience are valuable in suggesting curriculum modifications and teaching methodologies.

2. Curriculum Review and Reorganization:

- **Regular Review:** The college conducts periodic reviews of the curriculum to ensure its relevance and effectiveness.
- **Stakeholder Input:** Feedback from various stakeholders, including students, alumni, employers, and faculty, is incorporated into the curriculum review process.
- **Faculty Involvement:** Professors actively participate in curriculum restructuring workshops to propose and implement necessary changes.

3. Student Evaluation and Progress Monitoring:

- **Continuous Internal Evaluation:** Regular assessments, including internal examinations and assignments, help monitor student progress and identify areas of weakness.
- **Academic Audit:** A comprehensive analysis of student performance, including result analysis and student input, is conducted to inform future improvements.

4. Student Support and Development:

- **Co-curricular Activities:** Participation in activities like NSS, NCC, Earn and Learn, cultural events, and sports promotes holistic development and provides opportunities for skill enhancement.
- **Individualized Communication:** The college maintains personalized communication with students to address their concerns, provide guidance, and offer support.

5. Teaching and Learning Evaluation:

- **Feedback Mechanism:** Final-year students are provided with feedback forms to evaluate the strengths and weaknesses of teaching and learning processes.
- **Actionable Insights:** Feedback from students is analyzed to identify areas for improvement, such as infrastructure (water facilities, library) and teaching methodologies.

Overall, the college's approach to curriculum improvement and teaching-learning processes is commendable. By involving multiple stakeholders, conducting regular reviews, and implementing data-driven decisions, the institution strives to provide a high-quality education that meets the needs of both students and industry.



Coordinator, IQAC
Arts, Science & Commerce
College, Indapur, Dist-Pune



PRINCIPAL
ARTS, SCIENCE AND
COMMERCE COLLEGE
INDAPUR-413106 DIST-PUNE